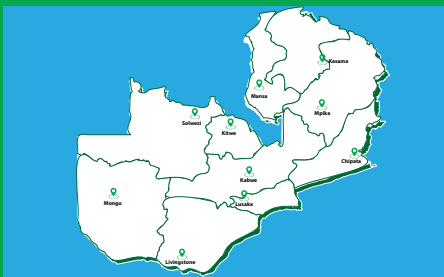




EXAMINATIONS COUNCIL OF ZAMBIA



ANNUAL REPORT 2023



©ECZ 2023

All rights reserved. No reproduction, copy or transmission of this publication may be made without prior written permission from Examinations Council of Zambia.

Table of Contents

List of Tables and Figures	i
Abbreviations/Acronyms	ii
1.0 Chairperson’s Statement	1
2.0 Executive Director’s Statement	2
3.0 Examinations Council of Zambia Mandate	3
4.0 Executive Summary	5
5.0 Who Governs Us	9
6.0 Who Leads Us	15
7.0 ECZ Strategic Focus in 2023	17
8.0 Conduct of Examinations	27
9.0 Financial Statements	41

List of Tables

Table 1:	2023 Examination's Candidature and Performance
Table 2:	Council and Committee Meetings held in the year 2023
Table 3:	ECZ Budget Performance 2022 and 2023
Table 4:	2023 Examinations Sessional Dates
Table 5:	2023 Grade 7 Composition Examination - Summary Statistics and Certificate Awards
Table 6:	2023 Junior Secondary School Leaving Examination (JSSLE) - Summary Statistics and Certificate Awards
Table 7:	2023 Junior Secondary External Examination (JSE) - Summary Statistics and Certificate Awards
Table 8:	2023 School Certificate (SC) Examination - Summary Statistics and Certificate Awards
Table 9:	2023 General Certificate of Education (GCE) Examination - Summary Statistics and Certificate Awards
Table10:	2023 Teacher Education Diploma Examinations - Summary Statistics and Certificate Awards

Abbreviations/Acronyms

AG	-	Attorney General
AEAA	-	Association for Educational Assessment in Africa
AMPLE	-	Assessment of Minimum Proficiency Levels
CDC	-	Curriculum Development Centre
ECE	-	Early Childhood Education
ECZ	-	Examinations Council of Zambia
DEBS	-	District Education Board Secretary
GCE	-	General Certificate of Education
HEA	-	Higher Education Authority
IAEA	-	International Association for Educational Assessment
ICT	-	Information Communication Technology
IIA	-	Institute of Internal Auditors
MILO	-	Monitoring Impact of COVID-19 on Learning Outcomes
IRT	-	Item Response Theory
JSEE	-	Junior Secondary External Examination
JSSLE	-	Junior Secondary School Leaving Examination
LAZ	-	Law Association of Zambia
MoE	-	Ministry of Education
MoFNP	-	Ministry of Finance and National Planning
PEO	-	Provincial Education Officer
PESO	-	Principal Education Standards Officer
PISA	-	Programme for International Student Assessment
PTD	-	Primary Teacher's Diploma
SEN	-	Special Educational Needs
SAAEA	-	Southern Africa Association for Educational Assessment
SC	-	School Certificate
SFTP	-	Secure File Transfer Protocol
STD	-	Secondary Teacher's Diploma
TESS	-	Teacher Education and Specialised Services
TCZ	-	Teaching Council of Zambia
TVET	-	Technical Vocational Entrepreneurship Training
VC	-	Vice Chancellor
ZICA	-	Zambia Institute of Chartered Accountant
ZNUT	-	Zambia National Union of Teachers



1.0

Chairperson's Statement

I am pleased to present the Examinations Council of Zambia (ECZ) 2023 Annual Report as per the requirements of the Law. The Report is focused on the five key thematic areas of the ECZ 2021 to 2025 Strategic Plan namely, Research and Development, Assessment Development and Administration, Institutional Capacity, Operational Efficiency, and Corporate Image.

In the year under review, the ECZ Board continued to provide strategic oversight to ECZ Management, and created an enabling environment through sound policies and robust systems, for the Council to succeed in implementing planned activities. Notably, the ECZ Act No. 3 of 2023 was signed into Law by the President of the Republic of Zambia, Mr. Hakainde Hichilema on 14th April, 2023. The Act subsequently took effect on 12th September 2023, through a Statutory Instrument issued by the Minister of Education, Honourable Douglas M. Syakalima, MP. This landmark legislation strengthens ECZ's governance and enhances the management and conduct of examinations.

Through a self-assessment against the International Association for Educational Assessment (IAEA) Standards, it was confirmed that ECZ had examination systems that met international benchmarks. The Council continued to represent Africa on the Board of the IAEA and playing its role as Secretariat of the Association for Educational Assessment in Africa (AEAA).

During the same year, a number of systems designed to improve the management of examinations were developed and deployed, and the upward adjustment of marking rates for examiners played a significant role in raising the motivation levels of examiners. Further, the digitalization of historical records progressed well, leading to enhanced security of records for the period 1993-1997.

The year under review was a success, I therefore wish to extend my appreciation to the Board, Management, and Staff of ECZ for their dedication and hard work. I am also grateful to the Minister of Education, Honourable Douglas M. Syakalima, MP, and the Ministry of Education staff for their continued and unwavering support to ECZ.

A handwritten signature in black ink, appearing to read 'Frank P. Tailoka'.

Prof. Frank P. Tailoka
BOARD CHAIRPERSON



2.0

Executive Director's Statement

It is my pleasure to share the 2023 Examinations Council of Zambia (ECZ) Annual Report.

The focus of the ECZ in the year 2023 mainly was to ensure that the examinations were successfully conducted. Additionally, we worked to ensure that various administrative and management functions were undertaken within the set timeframes.

In the year under review, we conducted leakage-free examinations at all levels. Additionally, we developed the Concept Note on Advanced Level Examinations, revised the Examination Syllabi and developed Guidelines for School-Based Assessment. Further, we trained a total of 364 setters at College of Education level, and 1,030 examiners for the School Certificate examination in 14 subjects. We also revised the grading system to introduce a fail category for Grade 7 examination.

In relation to governance, we realigned the organisational structure and revised the terms and conditions of service for all staff in accordance with the instructions from the Emoluments Commission.

As a way of building capacity, we supported our staff to undertake continuous professional development programmes to level them up within industry and their expertise requirements. This has been our basis for the delivery of quality and professional work for the institution overall.

In the area of innovative focus, we continued to develop systems namely, the Examiner Management System (EMS) that helps with the effective management of examiner details, attendance and payments; the Examination Item Banking System (EIBS); Online Marks Entry System (OMES) and the Self Service Portal.

As guided by the Zambia Public Procurement Authority (ZPPA), we migrated to the electronic government procurement system (e-GP) and had our staff trained to ensure the

successful implementation of the e-GP system. To enhance our Internal Audit function, we undertook benchmarking visits and procured the audit software. To ensure operational efficiency, we captured results for the period 1993 to 1997 in our effort to digitalise the manual records for the period 1965 to 1997.

In the overall, our achievements have been a result of focused, consultative and innovative activities implemented in 2023. Various stakeholders were engaged to ensure that we shared our vision for education and assessment. The media were engaged through press statements and interviews, while we also took time to participate in national events and exhibitions to interact with the masses and share pertinent information with them.

Finally, we as the Management and Staff of ECZ take this opportunity to thank the Board and all stakeholders for their support without which the Council would not have been where it is today.

Further, I take the opportunity to thank all the staff of ECZ for their commitment to duty and for delivering on every assignment undertaken. We look forward to continued excellence in our work as we pursue our vision to be "An Educational Assessment Body of Excellence".

A handwritten signature in black ink, appearing to read "M. Chilala".

Dr. Michael M. Chilala
EXECUTIVE DIRECTOR

3.0

Examinations Council of Zambia Mandate

Our Mandate

The Examinations Council of Zambia (ECZ) was established by an Act of Parliament No. 15 of 1983 (as amended in 1994), Chapter 137 of the Laws of Zambia, repealed and replaced by the Examinations Council of Zambia Act No. 3 of 2023 whose mandate is to prepare and administer examinations and award certificates to candidates who pass the examinations.

The functions of the ECZ as stipulated under Section 4 (1) of the ECZ Act No 3 of 2023 are to:

- a. prepare and administer examinations at a basic school, high school and school for continuing education;
- b. monitor and supervise examinations at a basic school, high school and school for continuing education;
- c. promote the integrity of the system of examinations at a basic school, high school and school for continuing education;
- d. formulate examinations syllabi and assessment schemes;
- e. formulate and enforce examination guidelines;
- f. accredit examination centres;
- g. appoint examination officers;
- h. register candidates for examinations;
- i. award certificates to candidates who pass examinations;
- j. cause the training of examination officers;
- k. formulate a code of ethics and conduct for examination officers;
- l. collaborate with Government departments and institutions in the administration of examinations in the Republic;
- m. invite a person or body in, or outside, the Republic to assist the Council in the administration of examinations;
- n. collaborate with the Zambia Qualifications Authority for the verification of examination qualifications conferred by the Council;
- o. promote the international recognition of qualifications conferred by the Council;
- p. provide advice to a State institution on the development and use of any system of examining when requested to do so; and
- q. carry out research in examinations.



Our Vision

An Educational Assessment Body of Excellence



Our Mission Statement

Efficiently and innovatively conduct educational assessments and award certificates of comparable international standards



Our Corporate Values

During the Strategic Plan period 2021 to 2025, the Board, Management and Staff of ECZ shall run the affairs of the Institution abiding to the following five (05) corporate values:

Professionalism

We are qualified, skilled, competent, ethical, courteous and committed.

Integrity

Our actions, decisions and behaviour reflect the highest ethical and professional standards.

Accountability

We are answerable to government, stakeholders and our clients.

Innovativeness

We adapt through creativity, originality and learning

Teamwork

We cooperate amongst staff, stakeholders and clients

4.0

Executive Summary

The Examinations Council of Zambia (ECZ) 2023 activities were drawn from the 2021-2025 Strategic Plan. The activities focus on five thematic areas namely Research and Development, Assessment Development and Administration, Institutional Capacity, Operational Efficiency, and Corporate Image. The summary of key achievements are outlined below

Thematic Area 1: Research and Development

ECZ continued to conduct learning assessment surveys and benchmarking activities in order to be abreast with the international best practices and standards in educational Assessment. Key achievements under the focus area were as follows:

1. Organized standard-setting meetings and collaborated regionally;
2. Undertook self-assessments aligned with international standards;
3. Signed an agreement for Zambia's participation in PISA 2025;
4. ECZ accredited as the official repository of records for the Southern Africa Association for Educational Assessment (SAAEA) Research Forum;
5. ECZ held the Annual Performance Review for the 2022 examinations and developed the feedback reports;
6. Participated in the SAAEA and AEAA conferences and presided as secretariat and represented Africa on the Board of IAEA.

Thematic Area 2: Assessment Development and Administration

ECZ successfully implemented the examination activities planned for 2023. The achievements were:

1. Conducted leakage-free examinations and timely released results at all levels;
2. Developed of the Concept Note on Advanced Level examinations;
3. Revised the Examination Syllabi and SBA Guidelines;
4. Adjusted upwards the Marking Rates for examiners and implemented a new payment method;
5. Revised and implemented the grading system to introduce a fail category for Grade 7 Examination.

Thematic Area 3: Institutional Capacity

ECZ enhanced its governance, physical, and ICT infrastructure as well as capacity-built staff with various skills. The key achievements were as follows:

1. The ECZ Act no 3 of 2023 was signed into law on 14th April 2023 and came into effect on 12th September 2023;
2. Sponsored over 14 staff for further education and training;
3. The Board approved key policies, including financial regulations and risk registers.

Thematic Area 4: Operational Efficiency

The Council updated its operative systems and developed new ones to improve operational efficiency. The key achievements were:

1. Developed and deployed the Examiner Management System (EMS) for better management of the examiner database;
2. Developed the Self-Service Portal (Query-Tracking System) ;
3. Finalised the development of the Examination Item Bank software;
4. Conducted preliminary activities towards the automation of the Audit processes in ECZ;
5. Migrated to the e-GP system and trained staff on its use;
6. Digitalised and Captured Records of Results for the period 1993 to 1997 for Online Verification Results System (OVRS) and to enhance security storage;
7. Developed and deployed the Online Marks Entry System (OMES).

Thematic Area 5: Corporate Image

ECZ focused on strengthening public relations and corporate image, issuing press statements and making media appearances to clarify misinformation and educate the public. In particular ECZ:

1. Participated in national exhibitions such as the Lusaka Agriculture and Commercial Show, and International Trade Fair, National Library Week, and
2. won the 3rd Prize in the Best Public Service category at the Agriculture and Commercial Show and Best Exhibitor award at the National Library Week.

2023 Examinations Performance highlights

The 2023 Examinations performance results highlights were as follows:

Grade 7 Composite Examination

A total of 315,340 candidates obtained Division I to Division 3 representing 69.40 percent while 139,056 candidates obtained Division 4 representing 30.60 percent. Therefore, the certificate pass rate was 69.40 percent. With the non-automatic progression policy, candidates who obtained Division 4 representing (30.60%) failed the examination and did not proceed to Grade 8. Of the 315,340 candidates that passed, 150,879 (68.96%) were boys and 164,461 (69.80%) were girls.

Junior Secondary External Examination (JSEE)

A total of 8,982 (7.01%) candidates obtained Certificates, 94,294 candidates obtained Statement of Results, and 24,860 failed the examination. Gender-wise, 7.16 percent of the boys and 6.88 percent of the Girls obtained JSE Certificates.

Junior Secondary School Leaving Examination (JSSLE)

A total of 156,315 representing (53.55%) obtained certificates, 109, 803 representing (37.62%) obtained statements and 25, 776 representing (8.83%) failed the examination. Gender-wise, 54.18 percent of the boys and 52.99 percent of the girls obtained JSSL Certificates.

School Certificate (SC) Examination

A total of 111,242 (68.04%) obtained a School Certificate, representing a decrease of 1.27 percentage points from 69.31 percent in 2022. A total of 48,896 (29.91%) obtained Statements and 3,354 (2.05%) failed the examination. Gender-wise, 68.31 percent of the girls and 67.76 percent of the boys obtained School Certificates.

General Certificate of Education (GCE) Examination

A total of 2,811 (2.08%) Candidates obtained the General Certificate of Education Certificate while 106,544 candidates obtained GCE Statements (78.78%) and 25,891(19.47) failed the examination. Gender-wise 2.84% of the boys and 1.71% of the girls obtained GCE Certificates.

Teacher Education Diploma Examinations

The performance at this level continued to show fluctuations in pass rates across different years and programs. Candidature across the programmes had increased compared to previous years and there were more female candidates in ECE and PTD programmes. The 2023 output of students graduating in various programmes was 594, compared to 383 in 2022.

The summary statistics for the 2023 examinations are highlighted in Table 1.

Table 1: 2023 Examination's Candidature and Performance

	Number	2023	2022
Grade 7 Composite Examination			
Entered	502,670		
Sat	454,396	90.40%	91.05%
Div. 1 to 3 pass rate	315,340	69.40%	62.28%
Div 4 (fail)	139,056	30.60%	37.32%
Progression Rate	316,690	69.72%	100%*
Absenteeism Rate	48,274	9.60%	8.99%
Grade 9 (JSSL) Examination			
Entered	313,791		
Sat	291,894	93.02%	92.70%
Certificate Pass	156,315	53.55%	54.16%
Progression Rate	156,176	53.53%	54.14%
Statements	109,803	37.62%	36.51%
Absenteeism Rate	21,897	6.98%	7.30%
Grade 9 (JSE) Examination			
Entered	136,907		
Sat	128,136	93.59%	92.39%
Certificate Pass	8,982	7.01%	9.88%
Statements	94,294	73.59%	75.34%
Absenteeism Rate	8,771	6.41%	7.61%
Grade 12 School Certificate Examination			
Entered	166,593		
Sat	163,492	98.14%	98.21%
Certificate Pass	111,242	68.04%	69.31%
Statements	48,896	29.91%	28.41%
Absenteeism Rate	3,101	1.86%	1.68%
GCE Examination			
Entered	147,629		
Sat	135,246	91.61%	91.13%
Certificate Pass	2,811	2.08%	5.21%
Statements	106,544	78.78%	83.17%
Absenteeism Rate	12,383	8.39%	8.87%
Teacher Education Diploma Examinations Results All levels (ECE, PTD, STD)			
Entered	3,395		
Sat	3,195	94.11%	88.5%
Pass Rate	2,619	81.97%	79%
Absenteeism Rate	200	5.89%	11.5%
Teacher Education Diploma Awards			
Graduates at ECE	59	92.19%	90.91%
Graduates at PTD	196	75.10%	72.92%
Graduates at STD	339	82.08%	81.48%



5.0

Who Governs Us

5.1. Composition of the ECZ Board

The Minister of Education Honourable Douglas M. Syakalima MP, constituted and appointed Members of the ECZ Board in accordance with Section 5(1) of the ECZ Act no 3 of 2023 on 7th November 2023 and the inauguration was held on 6th December 2023.

The ECZ Board Members as at 31st December 2023.



Professor Frank Tailoka
Board Chairperson



Mrs. Esther Haamaundu
Board Vice Chairperson



Mrs. Prisca C. Simukonda
Board Member



Mr. Albert Chituka
Board Member



Mr. Patrick S. Phiri
Board Member



Mr. Brian Manyando
Board Member



Ms. Precious Goma
Board Member



Mrs. Josephine S. Lungu
Board Member

The ECZ Board is responsible for providing oversight over the affairs of the ECZ and performing functions as stipulated under Section 6 (2) of the ECZ Act No. 3 of 2023. Additionally, the Board was given other terms of reference in line with the thematic areas outlined in the ECZ Strategic Plan 2021 – 2025.

Extraordinary meetings were held under the newly appointed ECZ Board to consider the examination results for Grades 7 and 9 as well as the revision of the Board Charter to align it to the ECZ Act no 3 of 2023.

5.2. Committees of the ECZ Board

In order for the ECZ Board to be effective in carrying out its functions, it constituted the following Committees:

1. Examinations and Assessment Committee
2. Finance and Administration Committee
3. National Examinations Security Committee
4. Audit and Risk Committee
5. Appeals Committee

5.2.1. Examinations and Assessment Committee

	Name	Position
1	Mr. A Chituka	Chairperson
2	Mrs. Josephine Lungu	Vice Chairperson
3	Mr. Wallace Kanchele	Member
4	Mr. Christopher Mvula	Member
5	Mr. Ngosa Kotati	Member
6	Dr. Charles Ndakala	Member
7	Mr. Patrick Mumba	Member
8	Dr. Mwaka Siluonde	Member
9	Dr. Benson Banda	Member

5.2.2. Finance and Administration Committee

	Name	Position
1	Ms. Precious Goma	Chairperson
2	Mr. Patrick Saidi Phiri	Vice Chairperson
3	Mr. Alex M. Simumba	Member
4	Mrs. Alice J. Tembo	Member
5	Mr Steven Makunku	Member
6	Mr Nasilele Brian Masilele	Member

5.2.3. National Examinations Security Committee

	Name	Position
1	Mrs. Prisca C. Simukonda	Chairperson
2	Mr. Brian Manyando	Vice Chairperson
3	Mr. Ngosa Kotati	Member
4	Ms. Beenzu Mwanashimbala	Member
5	Mrs. Grace K. Sinkolongo	Member
6	Mr. Felix Z. Ngoma	Member
7	Mr. Brainley Malambo	Member
8	Dr. Stephen Chishiko	Member
9	Mr. Nawa Mulambwa	Member
10	Dr. Oliver Kambuli	Member
11	Mrs. Mambe M. Hamududu	Member
12	Mr. Fredrick Munkinyi	Member
13	Ms. Peggy Chilema	Member
14	Mr. Alexandra Mulenga	Member
15	Mr. Jonathan Kansenga	Member
16	Mr. Sonny K. Chiyuka	Member
17	Mr. Kenneth Ching'ambu	Member
18	Mr. Kennedy Mumbi	Member
19	Mr. Nyambe Mubita	Member
20	Mr. Charles Sikazwe	Member

5.2.4. Audit and Risk Committee

	Name	Position
1	Mrs. Esther Haamaundu	Chairperson
2	Mrs. Joyce Sundano	Vice Chairperson
3	Mrs. Brenda Chongo Chanda	Member
4	Mr. Lubinda Namiluko	Member
5	Mr. Kevin Mweemba	Member

5.2.5. Appeals Committee

	Name	Position
1	Ms Precious Goma	Chairperson
2	Mrs Prisca Simukonda	Vice Chairperson
3	Mr. Brian Manyando	Member
4	Mr. Albert Chituka	Member

5.3. Previous ECZ Council

The previous Council of the Examination Council of Zambia's tenure of office expired on 24th October 2024. The Members of the Council were as follows:

	Name	Position
1	Professor Frank P. Tailoka	Chairperson
2	Ms. Wabei N. Mangambwa	Vice Chairperson
3	Mr. Alex M.K. Simumba	Councillor
4	Ms. Precious Goma	Councillor
5	Mr. Albert Chituka	Councillor
6	Mr. Peter Chishimba	Councillor
	Dr. Oswell Chakulimba	Councillor

5.3.1. Council and Committee Meetings Held in the Year

The following were the Committees of Council and the number of meetings held to deliberate on Council business during the year under review:

Table 2: Council and Committee Meetings held in the year 2023

S/N	Name of Council/Committee	Position	
		Scheduled	Extraordinary
1	Council	4	7
2	Finance and Administration	4	3
3	Security	3	0
4	Secondary School Examinations	4	5
5	Primary School Examinations	4	0
6	Teacher Education	3	1
7	Audit	4	3
8	Appeals	2	0

6.0

Who Leads Us

6.1. Council Management

The following are the Top Management Members who provided leadership through policy interpretation and implementation of all day-to-day activities of the ECZ during the period under review:

1.	Dr. Michael M. Chilala	-	Executive Director
2.	Mrs. Teza N. Musakanya	-	Council Secretary
3.	Mr. Ian Chirambo	-	Director Examinations Administration
4.	Ms. Ireen M. Chitesha	-	Director Finance
5.	Mr. Shadreck Nkoya	-	Director Research, Planning and Information
6.	Dr. Kunda Kuku	-	Director Certification
7.	Mr. Albert S. Siamunako	-	Director Test Development
8.	Mrs. Christine Simfukwe	-	Director ICT
9.	Mr. Fidelis Moonga Makala	-	Director Human Resource and Administration

6.2. Departments

During the year under review, the departments and units were as follows :

- a. Research Planning and Information Department;
- b. Test Development Department;
- c. Examinations Administration Department;
- d. Certification Department;
- e. Finance and Accounts Department;
- f. Human Resource and Administration Department;
- g. Procurement and Supplies Unit;
- h. Internal Audit Unit; and,
- i. Public Relations Unit.

6.2.1. The Executive Director's Office

The Executive Director is the Chief Executive Officer of the ECZ and superintends over all business of the ECZ. The office is responsible for the day-to-day business of the organization. Apart from the Heads of Department, the head of the Procurement Unit, and Public Relations Unit report directly to the office of the Executive Director while the Head of Internal Audit administratively reports to the same office.

6.2.2. The Council Secretary's Office

The Council Secretary's Office focuses on governance, strategic reporting, policy development, legal, and compliance. The Office of the Council Secretary also facilitates any policy development affecting other thematic areas. The Council Secretary is a functionary of the Council and is accountable to the Council but reports to the Executive Director on a day-to-day basis. The office is assisted by the Legal Officer, a Personal Secretary and an Administrative Officer.

6.2.3. Departments and Units

6.2.3.1. Research, Planning and Information Department

The department is responsible for carrying out relevant research commissioned by any department or Committee of the Council and for establishing grading procedures for the examination results and a custodian of all examination statistics for use during awards, standard fixing, selection and research. The department is in charge of the strategic plan development, monitoring and reporting as well as documentation. In addition, through the department, ECZ is the implementing agency of the National Assessment programme of the Ministry of Education and other large-scale assessment surveys.

6.2.3.2. Test Development Department

The Department is responsible for developing all examinations and assessments conducted by ECZ, which comprise examinations at school and teacher education levels as well as tests for assessment surveys. The department's activities involve curriculum interpretation, content mapping, development of assessment schemes, development of test items, proofreading, development of marking schemes, coordination of marking and production of assessment feedback reports.

6.2.3.3. Examinations Administration Department

The Department is responsible for activities related to the administration of examinations. The activities cover the registration of examination centres and candidates for examinations, printing and distribution of examinations, Monitoring of examinations, conducting and supervising the marking of examination answer scripts as well as processing, and production of results. The department also complies with reports on malpractice cases which are presented to the relevant committee of the Council of Disposal.

6.2.3.4. Certification Department

The Certification Department is responsible for certification and post-examination services. The department takes care of all the business in Service Centres across the country and ensures a smooth flow of ECZ services to stakeholders and the general public. The department also is responsible for the production and distribution of certificates.

6.2.3.5. Finance and Accounts Department

The Finance and Accounts Department superintends over all financial resources of the Institution. The Department's operations are guided by the Examinations Council of Zambia Act which section outlines how and where the Institution can mobilize its financial resources (income streams) and how such resources are supposed to be accounted for..

6.2.3.6. Human Resources and Administration (HRA) Department

The Human Resource and Administration Department provides HR and administrative support system in ECZ to ensure efficient and effective conduct of assessments. The departments cover the functions of Human Resource; Maintenance; Transport; Printing; and Security.

6.2.3.7. ICT Department

The Information and Communications Technologies (ICT) Department at Examinations of Zambia (ECZ) is responsible for the maintenance and management of ICT Infrastructure, security, software and Data. The Department provides ICT solutions which contribute towards the timely and efficient manner in which the Council achieves its objectives.

6.2.3.8. Procurement and Supplies Unit

The Procurement and Supplies Unit is responsible for the provision of goods and services used in the operations of the ECZ in line with the Public Procurement Act No. 8 of 2020 National Procurement. The Unit coordinates and implements an Annual Procurement Plan (APP) to ensure timely provision of goods and services and getting value for money from all procurements for the attainment of the Council's mandate.

6.2.3.9. Internal Audit Unit

The Internal Audit Unit's responsibilities are defined by the Council as part of its oversight role. Internal Audit Unit provides independent and objective assurance and consulting services that are guided by a philosophy of adding value to improve the operations of the Examinations Council of Zambia (ECZ). It assists ECZ in accomplishing its objectives by bringing a systematic and disciplined approach to evaluate and improve the effectiveness of ECZ's risk management, control and governance processes.

6.2.3.10. Public Relations Unit.

The Public Relations Unit (PRU) at Examinations Council of Zambia (ECZ) is responsible for all internal and external communication between the Council and its stakeholders. The unit's functional focus areas are to build and sustain mutually beneficial relationships with the Council's stakeholders and enhance the corporate image.

7.0

ECZ Strategic Focus in 2023

The ECZ Strategic Plan for the plan period of 2021 to 2025 was developed using an Integrated Institutional Assessment, Organisation Development and Balanced Scorecard (IIA/OD - BSC) strategic planning process. The plan outlines 10 goals to be achieved during the planned period and these reflect the Institutional operations around 5 thematic areas namely:

1. Research and Development
2. Assessment Development and Administration
3. Institutional Capacity
4. Operational Efficiency
5. Corporate Image

The 2023 Annual Report provides highlights of the implemented activities based on the five thematic areas by the ECZ Strategic Plan for the period 2021 to 2025. The year was the third year of implementation.

7.1. Thematic Area 1: Research and Development

Under this thematic area is Strategic Goal 1 “to enhance Research and Consultancy to serve ECZ”. The following was implemented:

- 7.1.1. Management developed the 1st draft Consultancy Policy, Research Agenda and Monitoring and Evaluation Framework. The documents required input from other departments before finalization and submission to the relevant Committee and the Board.
- 7.1.2. ECZ continued to conduct assessment research to inform policy on the learning achievement levels. The assessment surveys and performance feedback reports done were as follows :
 - i. The Annual Examination Performance Review meeting for the 2022 examinations was held on 8th June 2023. The Ministry of Education HQ and all the provincial and district education offices were represented during the meeting either virtually or physically. Feedback reports on the performance of learners in the 2022 Examinations were developed and disseminated;



Mr Shadreck Nkoya, Director RPI making a presentation during the Annual Performance Review Meeting for the 2022 Examinations



Ministry of Education Officials during the Annual Performance Review Meeting

- ii. The survey on the Monitoring Impact of COVID-19 on Learning Outcomes (MILO) for learners with Special Educational Needs (SEN) was conducted;
- iii. The Assessment of Minimum Proficiency Levels (AMPLE) study was conducted with the support from UNESCO Institute of Statistics in July 2023. The study was preceded by the development of survey instruments and the AMPL Capacity Building program, which was organised by the Australian Council of Educational Research (ACER);
- iv. The Ministry of Education signed an agreement with the Organisation for Economic Co-operation and Development (OECD) for Zambia to participate in the Programme for International Student Assessment (PISA) scheduled to take place in 2025. As part of the preparatory activities, ECZ participated in the PISA meetings held in Spain and the PISA Governing Board meeting in Dubai.

7.1.3. ECZ continued undertaking benchmarking activities in order to be abreast with the international best practices and standards in educational Assessment. ECZ:

- i. Conducted a self-assessment on the International Standards for Assessment Bodies. ECZ met most of the operational process standards in the key areas of an assessment cycle;
- ii. Hosted representatives from the National Examinations Council of Tanzania (NECTA), Examinations Council of Lesotho (ECOL), Directorate of National Examinations and Assessment (DNEA) – Namibia, Mauritius Examination Syndicate (MES), Malawi National Examination Board (MANEB) and Botswana Examinations Council (BEC) for benchmarking on standards setting in the processing for the 2023 School Certificate examination;



Representatives from DNEA, participating in the ECZ Standards Fixing for 2023 School Certificate Examination

- iii. Participated in Standard Setting and Awards meetings for the 2023 School Certificate at the Kenya National Examinations Council (KNEC);
- iv. Participated in the SAAEA Research Forum which was hosted by South Africa, the SAAEA EXCO Meeting which was hosted by Eswatini, the AEAA Conference, which was hosted by Kenya and the IAEA Conference, which was hosted by Jamaica. ECZ was reconfirmed as the Secretariat for the AEAA, with the Executive Director continuing as Executive Secretary for the AEAA. Further, ECZ was accredited as the Official Repository of Information for the SAAEA; and
- v. Hosted a benchmarking meeting for SAAEA Research Forum, to develop common quality assurance standards for the Southern Africa region, so as to promote easy movement of students and labour, across the region.



Dr. Michael M. Chilala chairs a session on Day 4 of the IAEA Annual Conference



Mr. Shadreck Nkoya chairs a session on Day 4 of the IAEA Annual Conference

7.2. Thematic Area 2: Assessment Development and Administration

The focus under this thematic area is Strategic Goal 2 and Goal 3 which are respectively:

- a. "to align assessments to the demand of local and international education systems";
- b. "to enhance Security in the development and management of assessments".

7.2.1. In line with the planned strategic activity of monitoring the conduct of the examinations, the following was achieved:

- i. Conducted a meeting to internally review the conduct of the 2022 examinations. The lessons from the review meeting were to be shared with the stakeholders at the provincial and district levels;
- ii. ECZ administered the 2023 Grade 9 Junior Secondary External (JSE) and General Certificate of Education (GCE) examinations successfully. The examination scripts were marked and processed during the months of August and September 2023. The Minister of Education Honourable Douglas Syakalima MP released the results of both examinations on 26th September 2023;
- iii. conducted monitoring of the examinations in all the provinces. A selected sample of schools was monitored to observe for compliance and adherence to the guidelines;
- iv. ECZ administered the 2023 Grades 7, Junior Secondary School Leaving, School Certificate and Teacher Education examinations successfully. The examination scripts were marked and processed. The Minister of Education Honourable Douglas Syakalima MP released the results for Grade 7 and 9 (JSSL) examinations on 26th December 2023 while the School Certificate and Teacher Education examinations results were released on 26th January 2024.



Minister of Education, Hon Douglas M. Syakalima, MP with officials from ECZ and MOE during the announcement of the 2023 Examinations results for Grade 7 and 9

- 7.2.2. In terms of the implementation of the electronic item banking system, all development and customization of the Examination Item Banking System were concluded and full implementation was earmarked in 2024.
- 7.2.3. Activities undertaken to make the Teacher Education examinations conducted by ECZ attractive were as follows:
- i. ECZ hosted a virtual meeting to orient stakeholders on the revised Teacher Education Examination Regulations and the upgraded the Online Candidate Registration System (OCRS) for Teacher Education; and,
 - ii. ECZ trained a total of 364 lecturers as setters at the various Colleges of Education in the development of test items and setting of examination question papers. Participation was drawn from both public and private Colleges of Education.
- 7.2.4. Under the revision of the Ordinary (O) Level Examinations and introduction of the Advanced (A) Level Examinations the following was undertaken:
- ECZ developed the Concept Note on Advanced Level examinations after the benchmarking visits undertaken in 2022 in conjunction with the Directorate of Curriculum and Materials Development and the Directorate of Standards, Assessment and Evaluation of the Ministry of Education. The Ministry took on board the information in the restructuring of secondary education to include A level in the revised curriculum framework. By the end of the year, the revised Curriculum Framework was conveyed to the Cabinet Office for approval.
- 7.2.5. In terms of the review of certification standards for primary leaving examinations to introduce a failing grade, the following was achieved:
- i. The Minister of Education, Honourable Douglas Syakalima, MP abolished the Automatic Progression from Grade 7 to Grade 8 in 2022,
 - ii. ECZ revised the Grading and Awards System for the Primary School Leaving Examination (Grade 7) to include a 'Fail' Grade. The Ministry of Education approved the implementation of the system on the 2023 grade 7 examination;
 - iii. ECZ participated and provided reports for use at the national selection meeting for the 2024 Grades 8 and 10 learners. The meeting was organised by the Ministry of Education from 21st to 23rd December 2023, and,
 - iv. ECZ commenced the process of reviewing the examination syllabi (assessment schemes). The work involved separating the Social Studies paper at the Junior Secondary level into three components namely Civic Education, History and Geography; and separating the Creative and Technology Studies at the Primary level into three components Expressive Arts, Home Economics and Technology Studies.
- 7.2.6. In terms of broadening the implementation of school-based assessment, ECZ reviewed the School-Based Assessment guidelines in order to improve the implementation of the same at the School level. The exercise involved reducing the number of assessments and incorporating school-based assessment tasks for other subjects as such English.
- 7.2.7. The Online Candidate Registration System (OCRS) for Teacher Education was upgraded and users in the colleges, district and provincial officials were trained. This marked the full upscaling of the systems at all examination levels.
- 7.2.8. To enhance security protocols in the test development and administration of the examinations, the following was achieved:
- i. ECZ monitored all the examinations in selected centres in conjunction with the Ministry of Education to ensure adherence to the 2020 Guidelines on the Management and Administration of Examinations in Zambia;
 - ii. The Online Marks Entry System was developed and deployed for use beginning of the mid-year examinations. The System enhanced the security of the marks during the marking process as marks were loaded directly on the server as they were being entered. Further, ECZ significantly gained on the time spent processing results;
 - iii. ECZ trained a total of 1,030 new examiners for the School Certificate Examination in 14 subjects;
- 7.2.9. The Council approved the name change from Grade 9 External Examination to Junior Secondary External (JSE) Examination effective 2023. The Junior Secondary External (JSE) Certificate is equivalent to the Junior Secondary School Leaving (JSSL) Certificate.
- 7.2.10. The Council approved the upward adjustment of marking fees and payment method. The Marking fees, Daily and Responsibility allowances were collapsed into one flat rate per script. This was to ensure that payment to examiners was tied to the professional work of marking. The new method was arrived at after consultations with Chief and Deputy Chief Markers and benchmarking with examining boards in the region. The National Examinations Council of Tanzania (NECTA) is one of the sister examining board that pays its examiners using a flat rate.



ECZ Chief Examiners during the 2023 Review of Examinations and Capacity Building Workshop at Family Legacy Resort

7.3. Thematic Area 3: Institutional Capacity

The focus under this thematic area is Strategic Goal 4 “to Develop And Enhance Physical And ICT Infrastructure”, Goal 5 “Strengthen Corporate Governance”, Goal 6 “Attain Financial Sustainability” and Goal 7 “Enhance Human Capital”.

7.3.1. To enhance corporate governance the following was achieved:

- i. The ECZ Act No. 3 of 2023 was signed into Law by the President of the Republic of Zambia, Mr. Hakainde Hichilema on 14th April 2023. The Minister of Education Honourable Douglas M. Syakalima MP signed the commencement order through Statutory Instrument no 42 of 2023 on 12th September 2023;
- ii. The Council approved the Strategic Risk Registers for implementation in 2024;
- iii. The Council approved revised Terms and Conditions of Services and Salaries aligned as per Emoluments Commission guidelines on 5th June 2023;
- iv. The ECZ Board was appointed and inaugurated on 6th December 2023 by Minister of Education Honourable Douglas M. Syakalima MP; and,



Minister of Education, Hon Douglas M. Syakalima, MP accompanied by the Permanent Secretary Education Services, Mr Joe Kamoka pose for a photo with the newly Inaugurated ECZ Board on 6th December 2023 held at Ciela Resort in Chongwe

- v. A consultative review meeting for the Board was held from 27th to 28th December 2023 to review the ECZ Board Charter with the help of Ambassador Mumba Kapumpa SC as Consultant.



Members of ECZ Top Management at Parliament making submissions for the Review of the ECZ Act

7.3.2. In terms of physical infrastructure expansion, the following was undertaken:

- i. ECZ engaged the Ministry of Education Zambia Education Projects Unit (ZEPIU) in charge of MOE infrastructure projects to oversee the Consultancy works for the construction of an ultramodern setting and marking centre- a multi-purpose building. The ZEPIU and ECZ teams held a workshop to commence the works on the drawings for the Building; and
- ii. The renovation and expansion of the infrastructure at the Kitwe and Lusaka Service Centres commenced. The renovation works would be completed by the end of 2nd quarter of 2024.

7.3.3. In terms of ICT infrastructure expansion, the following was achieved:

- i. the bandwidth was upgraded from 18.23mpps to 27.7 Mbps to improve efficiency, and
- ii. the UPS power was extended to the annexe building, and the internet network was upgraded as well.

7.3.4. To enhance Human Capital, the Council continued to implement a staff development and training policy. The Policy afforded ECZ staff to undertake training in various programmes at the certificate, diploma, degree, masters and PhD levels. Through the training and development policy, the Council ensured that the training was done in areas that were relevant to the Council's skills deficiency. The staff also participated in various CPDs offered by the professional associations where they were afflicted.

7.3.5. The Council also sent two officers from ICT and Finance Departments, for training in Sage Pastel. It was expected that enhanced efficiency would be experienced when using Sage Pastel after the officers were trained. The Principal Planning Officer was also sent for capacity building in MS Project Software.

7.3.6. The Council revised Terms and Conditions of Services and Salary Structure as approved by the Emoluments Commission were implemented in two phases due to financial constraints. On 1st June 2023, the remunerative allowances (except for leave allowance) and car allowances were implemented and all duty facilitating allowances were to be implemented on 1st January 2024.

7.3.7. The ECZ had 176 employees as of 31st December, 2023 against the approved establishment of 203. The staff variance stood at 27. The composition by gender was 68% male and 32% female employees.

7.3.8. Under Management Appointments, the Council appointed Mrs Honester C. Kabanda as Director Human Resources and Administration for a contract period of five years effective 1st November 2023.

7.3.9. In order to attain financial sustainability, the Council achieved the following:

- i. Approved the revised Financial Regulations and Procedures to align with the Public Finance Act of 2018 and the ECZ Act No. 3 of 2023;
- ii. Approved the annual update of the Internal Audit Charter and Audit Committee Charter;
- iii. Approved the audited Financial Statements for the Year Ended 31st December 2023 on 14th May, 2024. The Audited Financial Statements indicated that the Examinations Council of Zambia had received a total income of K304,731,535

against an expenditure of K317,563,500.00 giving rise to a deficit of K12,831,965. The net assets for the year ended 31st December 2023 were K119,540,536.

7.3.10. The Budget for the year running from 1st January to 31st December, 2023 was drawn and approved by Council. The total expenditure estimate was K346.3 million compared to K258.4 million over the same period in 2022.

7.3.11. The budget performance for 2022 and 2023 based on the yellow book provisions was as outlined in the table below.


Table 3. ECZ Budget Performance 2022 and 2023

Programme	2022			2023		
	Total Approved	Total Received	Receipt %	Total Approved	Total Received	Receipt %
Examinations Council of Zambia	15,280,582	14,007,201	92%	15,280,582	15,280,582	100%
Administration and Marking of Examinations - ECZ	60,463,449	87,622,711	145%	60,463,449	122,284,984	202%
Examination Fees for Grade 12 for Free Education	22,500,000	22,500,000	100%	22,500,000	22,500,000	100%
Total	98,244,031	124,129,912	126%	98,244,031	160,065,566	163%

7.4. Thematic Area 4: Operational Efficiency

The focus under this thematic area is Strategic Goal 8 “to enhance automation of internal process and operations”, and Goal 9 “to enhance quality assurance”.

- 7.4.1. During the year under review ECZ developed and deployed the Examiner Management System (EMS) and 4,062 examiners were registered on the system. The system enabled ECZ to invite Examiners and manage data related to examiners more efficiently thereby enhancing the operational efficiency of ECZ.
- 7.4.2. The Online Marks Entry System (OMES) was developed and deployed for use beginning of the mid-year examinations. The System reduced on the time spent processing the marks.
- 7.4.3. ECZ completed the integration of the Payment Gateway to the accounting system (Sage Pastel) for easy accounting and reporting of revenue.
- 7.4.4. The draft specifications for the development of the e-certificate system were developed as the first step towards the development of the system.
- 7.4.5. The Council commenced the migration to the e-Government Procurement (e-GP) system. Staff were trained and the implementation plan was uploaded to the system. The e-GP aims to provide an electronic public procurement platform supporting end-to-end procurement processes and to provide good governance in the financial expenditure in public procurement.
- 7.4.6. ECZ completed the procurement of the ICT Audit System called TEAMMATE and implementation would commence in the first quarter of 2024. Preliminary works involved benchmarking with Kenya Accounts and Secretaries National Examinations Board (KASNEB) and North West University of South Africa and developing specifications for the audit system.



Mr. Pritchard Haboongo, ECZ Manager Internal Audit leads Management in the Audit software training at QT Lodge

- 7.4.7. The Council continued to implement activities and programmes as well as serve the public in accordance with the ECZ service charter. Activities undertaken to enhance service delivery included:
- i. (i) Development of a new way of paying examiners which had improved accountability as examiners' claims were tied to scripts. With the new payment system, all examiners were paid within 10 working days from the date of completing marking;
 - ii. (ii) Development of the Self Service Portal initially called the Query-Tracking System (QTS) would enable clients to monitor service levels remotely after submitting documents online. The system would be deployed in 2024, once integrated with the payment gateway to allow for online payments for ECZ services;
 - iii. (iii) Digitalisation of all manual records for archiving and easy retrieval purposes. Therefore, results from 1965 to 1999 would be accessed online. Users would be trained and the system deployed for use by the Certification Department; and
 - iv. (iv) Capturing results records for the period 1993 to 1997. The captured records were validated and uploaded on the Online Verification Results Systems (OVRs)
- 7.4.8. ECZ conducted vulnerability assessment tests on all network devices and endpoints using vulnerability assessment tools. This was done to maintain the security of all ICT systems.

7.5. Thematic Area 5: Corporate Image

The focus under this thematic area is Strategic Goal 10 “to strengthen Communication and Public Relations”.

- 7.5.1. During the period under review, ECZ held press statements, media briefings and television appearances to inform and educate the members of the public as follows:
- i. A press briefing was held on 10th May 2023 to update the public on the state of withheld results from the 2022 examinations due to examination malpractices and preparations for the 2023 examinations. Also appeared on a 10-minute ZNBC “News Analytica” Current Affairs programme on 11th May 2023 as a follow-up programme to the Media briefing;
 - ii. A press briefing was held to dispel some misleading information regarding some potential candidates for the 2023 General Certificate of Education (GCE) and Grade 9 External Examinations, purportedly being left out of the final register despite them having paid examination fees. This was followed up with appearances for several radio and television interviews in order to provide further clarifications;
 - iii. Television interview appearances were made on ZNBC TV I Main News Segment on 26th December, 2023, to explain the criteria/subjects used to determine which candidates that sat the Grade 7 Examination would progress to Grade 8 following the abolishment of the automatic progression to Secondary School. The follow-up update was aired at 10:00 hours on ZNBC TVI on 27th December 2023.



ECZ Management holding a Media Briefing on Examinations Administration

7.5.2. Radio Programmes were organised to provide information to the public on the examination activities as follows:

- i. Radio sensitization programmes were aired in two provinces. In Eastern province – Breeze FM Radio and in Western province – Oblate Radio Liseli. The programmes focused on ECZ Services and strategic examination administration activities;
- ii. Four (4) recorded radio programmes were aired to sensitise the public on various ECZ operational and examination-related business. The radio programmes were produced from 25th to 26th October, 2023; and
- iii. Programmes on Candidate Registration were aired on 30th October 2023 on ZNBC Radio 2 in all the 10 provinces and on community radio stations.



Permanent Secretary Education Service, Mr Joe Kamoko (second from Left) accompanied by Executive Director ECZ, Dr Michael M. Chilala posing for photo with ECZ Staff during the ZIFT in Ndola

7.5.3. ECZ participated in some national events as a way of interacting with the public and as follows:

- i. International Women's Day commemoration march past on 8th March 2023 and the Labour Day on 1st May 2023. Later in the year, 16 employees were given Labour Day awards in four categories, Most Hard working, Team Player, Long Service and Innovative Employees;



2023 Interational Women's Day Celebrations



ECZ Labour Day awardees with ECZ Management

- ii. 10th Zambia Institute of Public Relations and Communication (ZIPRC) Conference in Livingstone from 28th to 31st March 2023 held at the Radisson Blu Hotel. ECZ Public Relations Manager was awarded PR Practitioner of the Year 2022;
- iii. 57th International Trade Fair held in Ndola from 28th June to 4th July 2023, the 95th Zambia Agricultural and Commercial Show (ZACS) held in Lusaka in August 2023 and the Library Week. During the Agricultural and Commercial show, ECZ was awarded 3rd prize in the Best Public Service Category and Best Exhibitor award at the National Library Week;



ECZ Staff pose for a photo after receiving Best Exhibitor award at the National Library Week



ECZ Award during the Agriculture and Commercial Show 2023

- iv. 6th Annual Zambia E-Commerce Expo, which revolved around the theme “Secure Cashless Transactions — Key to Sustainable Digital Transformation.” The expo was an opportunity for ECZ to exhibit and showcase its services and innovations;
- v. 15th Mulungushi University Graduation Ceremony on 3rd November, 2023 held under the theme, “Securing Livelihoods and Meeting Market Demand: Enhancing Entrepreneurial Spirit Beyond Graduation” ECZ sponsored the Award for the Best Student in Educational Assessment; and also supported Chamba Valley Primary School with K5000, towards the purchase of computers and Mulungushi University.



ECZ Public Relations Manager, Mr Nicolas Nkhuwa, presents award to Best Graduating student Educational Assessment



ECZ Staff pose for a photo during the CSR programme at Chamba Valley Primary School held at ZNS Chamba Valley Lusaka

7.5.4. ECZ continued to manage the communication platforms such as the Website, the five social media platforms, emails and the telephone network.



ECZ exhibiting during the 2023 ICTAZ International Technology Expo at Mulungushi International Conference Centre-KK Wing in Lusaka



ECZ participates at E-Commerce Expo and engages with stakeholders on Innovations in Educational Assessment at Pamodzi Hotel in Lusaka

8.0

Conduct of Examinations

8.1. Award of Examination Centre Status

8.1.1. The Council awarded Examination Centre status as follows:

- i. 222 at Grade 7 level examination;
- ii. 148 at Junior Secondary School Leaving Examination level;
- iii. 93 at Junior Secondary External Examination level;
- iv. 80 at Grade 12 level (School Certificate Examination); and
- v. 51 at General Certificate of Education level Examination.

8.1.2. There were no new examination centres at Teacher Education level.

8.2. Candidate Registration

The registration of candidates for the 2023 examinations was conducted between 1st October 2022 and 31st March 2023.

8.3. Examination Session Dates

The 2023 Examinations Timetables were approved by the Council and Examinations were conducted as follows:

Table 4: 2023 Examinations Sessional Dates

Level	Date for Guidelines	Start Date	End Date
Grade 7 Composite Examination	Friday 27 th October 2023	Monday 30 th October 2023	Thursday 2 nd November 2023
Junior Secondary External Examination -G9	Wednesday 26 th July, 2023	Thursday 27 th July, 2023	Friday 4 th August, 2023
Junior Secondary School Leaving Examination- G9	Tuesday 21 st November, 2023	Wednesday 22 nd November 2023	Thursday 30 th November 2023
General Certificate of Education (GCE) Examination	Wednesday 26 th July, 2023	Thursday 27 th July, 2023	Friday 11 th August, 2023
School Certificate (SC) Examination-G12	Friday 3 rd November, 2023	Monday 6 th November, 2023	Tuesday 21 st November 2023
Teacher Education Diploma Examinations	Friday 10 th November, 2023	Monday 13 th November, 2023	Tuesday 30 th November 2023

8.4. Supervision, Invigilation and Monitoring

The Council conducted monitoring of the examinations in all the provinces. A selected sample of schools was monitored to observe for compliance and adherence to the guidelines. Generally, there was adequate supervision and invigilation in all the centres monitored. The majority of the centres adhered to the stipulated guidelines in terms of supervision, invigilation and storage of examination papers. The opening and parking of examination question papers and answer scripts respectively in most centres that were monitored was done in the presence of candidates as stipulated in the guidelines for the Administration and Management of Examinations in Zambia. Non-adherence in most cases was attributed to failure to read the guidelines by the head teachers, supervisors and invigilators. Some centres monitored did not adhere to some of the specifications for the strong rooms as provided in the guidelines.

8.5. Highlights on the Examinations

8.5.1. 2023 Grade 7 Composite Examination Results

a. Candidature and Performance

A total of 502,670 candidates entered the 2023 Grade 7 Composite Examination of whom 242,149 representing (48.17%) were boys and 260,521 representing (51.83%) were girls

A total of 454,396 candidates sat the examination, representing 90.40 percent of those who entered the examination. Of the 454,396 who sat the examination, 218,789 representing (48.04%) were boys while 235,607 representing (51.85 %) were girls. Out of the 454,396 candidates, 183 (102 boys and 81 girls) were candidates from St Jeff School of South Africa.

A total of 48,274 candidates were absent from the examination, of whom 23,360 representing (48.39%) were boys and 24,914 representing (51.61%) were girls. The National absenteeism rate was 9.60 percent. This represents a 1.21 percent increase in absenteeism from 8.39 percent in 2022 to 9.60 percent in 2023.

b. Performance

In terms of performance, a total of 315,340 candidates obtained Division I to Division 3 representing 69.40 percent while 139,056 candidates obtained Division 4 representing 30.60 percent.

With the non-automatic progression policy, the pass divisions were 1 to 3 while division 4 was a fail.

The full certificate pass rate was therefore 69.40 percent comprising those who obtained divisions 1 to 3 and would be eligible for selection to Grade 8. The candidates who obtained Division 4 representing (30.60%) would not proceed to Grade 8 because they did not have the competencies.

The comparative analysis of performance between 2022 and 2023, did not show any significant difference. The low proportion of candidates in division one could be attributed to low literacy levels.

In line with the non-automatic progression policy of the Ministry of Education, from 2023 onwards only learners who scored a minimum of 93 standard scores or 43 percent in each of the four subjects met the full certificate award. The Special Papers would only be considered when computing the composite score for selection purposes.

Based on the analysis by ECZ, about 187,330 (including the absentees) would need to repeat. Furthermore, the trends analysis between 2017 to 2023 indicated that about 101,000 candidates were dropping out of the school system before they even sat for the Grade 9 examination. The Ministry of Education was urged to address the situation.

c. Progression rate

The 2023 National progression rate to Grade 8 was 69.72 percent, translating into 316,690 candidates. In terms of gender, the progression rates were 69.30 percent (151,559) for boys and 70.11 percent (165,131) for girls.

8.5.2. 2023 Junior Secondary External (JSE) Examination

a. Candidature

A total of 136,907 candidates entered for the 2023 JSE Examination of whom 62,478 (45.64%) were boys and 74,159 (54.17%) were girls. This showed a decrease in candidature from 143,430 in 2022 to 136,907 in 2023, representing a reduction of 4.55 percent. It was also observed that there were about 50 percent more girls that entered the examinations compared to boys.

A total of 128,136 candidates sat the Examination, representing 93.59 percent of those who entered for the Examination. Of the 128,136 who sat the examination, 58,525 representing 45.67 percent were Boys while 69,611 representing 54.33 percent were Girls.

Of the 62,478 boys who entered for the Examination, 4,223 (6.73 %) were absent and of the 74,159 girls who had entered for the Examination 4,548 (6.13%) were absent. A total of 8,771 candidates were absent from the examination, giving a national absenteeism rate of 6.41 percent. The absenteeism rate reduced by 1.2 percentage points from 7.61 percent in 2022.

b. Performance

In terms of performance, a total of 8,982 candidates obtained Certificates, and 94,294 candidates obtained the Statement of Results, therefore representing 80.60% of candidates that passed in at least one subject while 24,860 (19.40%) failed the examination. The pass rate declined by 4.62 percentage points compared to the previous year 2022.

The majority of the candidates obtained statements of results because they sat for two or three subjects for purposes of improving their results and then combine them to obtain a full certificate.

Performance and participation rates for boys in the examinations were declining compared to girls, and the Ministry of Education was urged to provide intervention programs targeting the boy child.

The processing of the JSE examination results was completed in record time. Management had implemented the new Online Marks Entry System which made it possible for the processing of results to reach 99 percent within 48 hours after the end of the marking exercise.

8.5.3. 2023 Junior Secondary School Leaving (JSSL) Examination Results

a. Candidature

A total of 313,791 candidates entered the 2023 Grande 9 Junior Secondary School Leaving Examination, comprising 148,042 (47.18%) boys and 165,749 (52.82%) girls.

A total of 291,894 Candidates sat the examination, representing 93.02 percent of those who entered the examination. Of the 291,894 candidates who sat the examination, 137,402 representing 47.07 percent were boys while 154,492 representing 52.93 percent were girls. There was a 2.40 percentage point increase in candidature compared to 2022.

A total of 21,897 candidates were absent from the examination, of whom 10,640 (48.59%) were boys and 11,257 (51.40%) were girls. The National absenteeism rate was 6.98 percent. This represents a 0.32 percentage point decrease in absenteeism from 7.30 percent in 2022 to 6.98 percent in 2023.

The absenteeism rate had declined amidst free education although, at the Grade 7 level, it had increased. Muchinga Province had over the years consistently recorded a high absenteeism rate. High rates of absenteeism translated into a waste of national resources therefore the Ministry of Education was urged to call for accountability at all levels of the system.

b. Performance

In terms of performance, of the 291,894 candidates who sat the examination, 156,315 (53.55%) obtained certificates, 109,803 (37.62%) obtained statements and 25,776 (8.83%) failed the examination.

The 2023 Certificate percentage pass rate had marginally decreased by 0.61 percentage points from 54.16 percent in 2022.

Gender-wise, more boys (54.18%) obtained certificates than girls (52.99%). This represents an increase of 0.21 percentage points for boys and a decrease of 1.36 percentage points for girls from 2022.

In terms of mean scores in core subjects; Computer Studies (43.17%), and Business Studies (40.24%) recorded average scores above the pass mark of 40 percent, while Integrated Science (39.57%), English Language (33.62%), Mathematics (27.80%) and Social Studies (27.45%) were below the pass mark.

In terms of School Based Assessment (SBA), the Candidate's performance in 2023 when compared to 2022, improved in seven out of nine SBA papers. Performance in Art and Design and Design and Technology marginally declined. In 2022, performance declined only in Home Economics.

c. Progression Rate

The 2023 National progression rate to Grade 10 was 53.53 percent, translating into 156,176 candidates. In terms of gender, the progression rates were 54.16 percent (74,375) for boys and 52.97 percent (81,801) for girls.

8.5.4. 2023 School Certificate (SC) Examination Results

a. Candidature and Performance

A total of 166,593 candidates entered the 2023 School Certificate Examination, comprising 82,346 (49.43%) boys and 84,247 (50.57%) girls.

A total of 163,492 candidates sat the examination, representing 98.14 percent of those who entered for the examination. Of the 163,492 who sat the examination, 80,766 (49.40%) were boys while 82,726 (50.90%) were girls.

On the other hand, a total of 3,101 candidates were absent from the examination,

Of whom 1,580 (51%) were boys and 1,521 (49%) were girls. The absenteeism rate in 2023 was 1.86%. This reflects an increase of 0.18 percentage points from the 1.68% absenteeism rate in 2022.

Out of the overall candidature recorded, St Jeff College of South presented 92 candidates of which 84 sat the examination.

b. Performance

In terms of performance, of the 163,492 candidates who sat the examination, 111,242 (68.04%) obtained a School Certificate, representing a decrease of 1.27 percentage points from 69.31% in 2022. A total of 48,896 (29.91%) obtained Statements and 3,354 (2.05%) failed the examination.

Gender-wise, more girls (68.31%) obtained certificates than boys (67.76%). There was a decrease of 1.57 percentage points for boys and a decrease of 0.97 percentage points for girls from the pass rates recorded in 2022.

The performance of girls was better than boys and this reflected what was happening at the lower levels (i.e. grades 7 and 9). In terms of candidature, girls were also more than boys.

The Provincial analysis of the certificate pass rate showed that Eastern (79.23%), Copperbelt (74.41%), Southern (74.20%), Lusaka (71.34%), and Central (71.18%) recorded Certificate pass rates above the National pass rate of 68 percent.

Five provinces namely; Northern (67.83%), Muchinga (63.65%), Luapula (58.24%), Northwestern (47.03%), and Western (45.68%), recorded Certificate pass rates below the National pass rate of 68 percent.

In terms of mean score performance across subject groupings:

- i. Literature and Languages: The range of mean scores was from 29.04 percent (Literature in English) to 59.54 percent (Chitonga) and out of 11 subjects 9 had mean scores above 40 percent;
- ii. Natural Sciences: The range of mean scores was from 26.62 percent (Mathematics) to 56.70 percent (Additional Mathematics) and out of 8 subjects 5 had mean scores above 40 percent;
- iii. Social Sciences: The range of mean scores was from 26.99 percent (History) to 50.36 percent (RE 2044) and out of 5 subjects 2 had mean scores above 40 percent;
- iv. Under Business Studies: there is Commerce and Principles of Accounts which had mean scores of 44.08 percent and 39.28 percent respectively;
- v. Practical Subjects: The range of mean scores was from 51.06 percent (Physical Education) to 70 percent (Food & Nutrition) and all 7 subjects had mean scores above 40 percent.

8.5.5. 2023 General Certificate of Education Examination Results

a. Candidature

A total of 147,629 Candidates entered for the 2023 General Certificate of Education Examination. There were 49,248 male candidates representing 33.36 percent and 98,381 female candidates representing 66.64 percent.

From 2022 to 2023, the number of candidates registering for the examination decreased from 157,310 to 147,630 representing a decrease of 6.15 percent.

A total of 135,246 Candidates sat the examination, representing 91.61 percent of those who entered the examination. Of the 135,246 candidates who sat the examination, 43,877 (32.44%) were male while 91,369 (67.56%) were female.

On the other hand, a total of 12,383 candidates were absent from the examination, of whom 5,371 (43.37%) were male and 7,012 (56.63%) were female. The National absenteeism rate was 8.39 percent. This represents a 0.48 percent decrease in absenteeism from 8.87 percent in 2022 to 8.39 percent in 2023.

b. Performance

In terms of performance, a total of 2,811 Candidates obtained the General Certificate of Education Certificate while 106,544 candidates obtained GCE Statements and 25,891 failed the examination.

In terms of performance in various subjects, performance in natural science-related subjects continued to be low, not only under GCE but under internal examinations as well. This was despite various interventions aimed at strengthening the teaching of mathematics and science in schools. The poor performance in natural sciences was attributed to the poor science backgrounds of most GCE candidates. The Ministry of Education was thus urged to continue with the programmes aimed at improving the teaching and learning of science and mathematics even to out-of-school candidates.

8.5.6. 2023 Teacher Education Diploma Examination Results

8.5.6.1. Early Childhood Education (ECE) Teacher's Diploma

a. The candidature and performance for the first-year examinations were as follows:

- i. Candidates that entered the ECE Teacher's Diploma Examination were 198 of whom 37 (18.69 %) were male and 161 (81.31%) were female;
- ii. Candidates that sat were 187 of whom 35 (18.72%) were male and 152 (81.28%) were female;
- iii. Absent candidates 11 of whom 2 were male and 9 were female, representing proportions of 18 percent male and 82 percent female who were absent;
- iv. Of the candidates that sat the 2023 ECE year one diploma examination, 151 (80.75%) obtained clear pass, 29 (15.51%) proceeded; 1 (0.53%) referred, 1 (0.53%) repeat and 5 (2.67%) were excluded. In comparison to 2022, the 2023 proportion of clear pass increased by 0.93 percentage points from 79.82 percent in 2022.
- v. In terms of the proportions of clear passes obtained by College, Solwezi College of Education recorded 100 percent clear pass proportions just like it was in 2022. The mean scores for nine out of the ten ECE year one courses in 2023 were above the pass mark of 40 percent except for Information and Communication Technology (ICT) just like it was last year, 2022.

b. The candidature and performance for the second-year examinations were as follows:

- i. Candidates that entered the examination were 115 of whom 16 (13.91%) were male and 99 (86.09%) were female;
- ii. Candidates that sat were 100 of whom 15 (15%) were male and 85 (85%) were female;
- iii. Absent candidates were 15 of whom 1 was male and 14 female were absent representing proportions of 6.7 percent male and 93.3 percent female who were absent;
- iv. Of the 115 candidates that sat the 2023-year II ECE diploma examination, 76 (76.00%) obtained clear pass; 24 (24.00) proceeded; No candidates were recorded in the, Referred, Repeat and Exclude categories. In terms of proportions of clear passes obtained by Colleges, Mansa College of Education and Kasama recorded 100 percent;
- v. The mean scores in all the seven ECE year II courses in 2023 were above the pass mark of 40 percent just as it was in 2022. However, five out of the seven courses at this level recorded decrease in performance of between 11.48 (highest decrease) and 0.21 (lowest decrease).

c. The candidature and performance for the third-year examinations were as follows:

- i. Candidates that entered the examination were 65 of whom 13 (20%) were male and 52 (80%) were female;
- ii. Candidates that sat were 64 of whom 13 (20.31%) were male and 51 (79.69%) were female;
- iii. One female candidate was absent;
- iv. Of the 64 candidates that sat the examination, 59 (92.19%) cleared, and 5 (7.81%) proceeded. No candidate was repeated, referred; or excluded. Mansa Colleges of Education and Solwezi recorded a 100 percent clear pass in the 2023 ECE III examination;
- v. All ECE year III courses recorded mean scores above the 40 percent pass mark. Entrepreneurship III, Literacy and Languages Development Education III and Mathematics Education III recorded decreases in performance of between 0.3 to 10.47 percent. The performance was the same as in 2022.

8.5.6.2. Primary Teacher's Diploma (PTD)**a. The candidature and performance for the first-year examinations were as follows:**

- i. Candidates that entered the examination were 977 of whom 275 (28.15%) were male and 702 (71.85 %) were female;
- ii. Candidates that sat were 896 of whom 244 (27.23%) were male and 652 (72.76%) were female;
- iii. Absent candidates were 81 of whom 31 were male and 50 were female, representing proportions of 38 percent male and 62 percent female who were absent;
- iv. Of the 896 candidates that sat the 2023 PTD year one examination, 666 (74.33%) obtained clear pass; 140 (15.63%) proceeded; 29 (3.24%) referred; 22 (2.46%) repeated and 39 (4.35%) candidates were excluded. Sambizga, Kasama, and Central African Baptist College recorded 100 percent pass rates;
- v. Seven out of the Nine courses recorded above the 40 percent pass mark. Educational Psychology & Sociology and Information and Communication Technology recorded below 40 percent. They were at 37.65 and 38.12 percent respectively.

b. The candidature and performance for the second-year examinations were as follows:

- i. Candidates that entered the examination were 386 of whom 106 (27.46%) were male and 280 (72.54%) were female;
- ii. Candidates that sat were 367 of whom 99 (26.98%) were male and 268 (73.02%) were female;
- iii. There were 19 candidates absent of whom 7 were male and 12 were female, representing proportions of 36.8 percent male and 63.2 percent female who were absent;
- iv. Of the 367 candidates that sat the 2023 PTD year II examinations, 338 (92.10%) obtained clear pass, 26(7.08%) proceeded, none was referred, 2 (0.54%) repeated and 1(0.27%) were excluded. Nkana, Central Baptist, Sambizga, Evergreen and Rokana Colleges of Education recorded 100 percent clear pass;
- v. The performance in the 2023 Year II Primary Teachers' Diploma declined as most of the courses (six out of the eight courses) recorded reductions in their mean scores. While in 2022 all courses scored above 40 percent mean score;
- vi. The highest mean score was recorded in Expressive Arts Education II at 63.40 percent while the lowest was in Mathematics Education II at 49.20 percent.

c. The candidature and performance for the third-year examinations were as follows:

- i. Candidates that entered the examination were 266 of whom 73 (27.44%) were male and 193 (72.56%) were female;
- ii. Candidates that sat were 261 of whom 71 (27.20%) were male and 190 (72.80%) were female;
- iii. There were 5 candidates absent of whom 2 were male and 3 were female, representing proportions of 40 percent male and 60 percent female who were absent;
- iv. Of the candidates who sat the 2023 PTD Year III examination, 196 (75.10%) obtained clear pass, 55 (21.07%) proceeded, 6(2.30%) were referred, 2 (0.77%) repeated, and 2 (0.77%) excluded. Nkana, Evergreen, and Central Baptist Colleges of Education recorded 100 percent clear pass;
- v. Most of the 2023 PTD year III courses except Integrated Science III (28.13%) recorded mean scores above the 40 percent natural pass mark;
- vi. Just like it was in 2022, the highest mean score was recorded in Technology Studies Education III (54.20%) and the lowest in Integrated Science III at 28.13 percent. It is important to note that Integrated Science III has been recording the lowest mean scores for the past three years;
- vii. The most improvement 6.72 percent was recorded in Education Leadership and Management the highest decrease of 4.62 percent was recorded in Technology Studies III.

8.5.6.3. Secondary Teacher's Diploma (STD)**a. The candidature and performance for the first-year examinations were as follows:**

- i. Candidates that entered the examination were 449 of whom 219 (48.78%) were male and 230 (51.22%) were female;
- ii. Candidates that sat were 431 of whom 208 (48.26%) were male and 223 (51.74%) were female;
- iii. 18 candidates were absent, of whom 11 were male and 7 were female, representing proportions of 61 percent male and 39 percent female who were absent;
- iv. Out of the 431 candidates that sat the 2023 STD year one examination, 355 (82.37%) obtained clear pass, 68 (15.78%) proceeded, 2 (0.46%) referred and 1 (0.23%) repeated. 5 candidates (1.16%) were excluded. The proportion of candidates who obtained a clear pass in the 2023 STD year one examination increased by 1.56 percent.
- v. Out of the 13 Colleges that presented candidates for the 2023 STD year one examination, only Nkana College had a 100 percent proportion of candidates obtaining clear pass.

b. The candidature and performance for the second-year examinations were as follows:

- i. Candidates that entered the examination were 509 of whom 272 (53.44%) were male and 237 (46.56%) were female;
- ii. Candidates that sat were 476 of whom 257 (53.99%) were male and 219 (46.01%) were female;
- iii. 33 candidates were absent, of whom 15 were male and 18 were female representing proportions of 45.5 percent male and 54.5 percent female who were absent;
- iv. Of the candidates that sat the 2023 STD Year II examination, 439 (92.23%) obtained clear pass, 32 (6.72%) proceeded, 1 (0.21%) repeated and 4 (0.84%) excluded. No one was referred. In comparison to 2022, the proportion of students that obtained a clear pass reduced by 6.00 percent; and
- v. Out of the 12 Colleges that presented candidates for the 2022 STD year II examination 4 Colleges (David Livingstone, Kitwe, Rokana and Evelyn Hone) had 100 percent proportion of candidates obtaining clear pass.

c. The candidature and performance for the third-year examinations were as follows:

- i. Candidates that entered the examination were 430 of whom 206 (47.91%) were male and
- ii. 224 (52.09%) were female;
- iii. Candidates that sat were 413 of whom 199 (48.18%) were male and 214 (51.82%) were female;
- iv. 17 candidates were absent of whom 7 were male and 10 were female, representing proportions of 41percent male and 59 percent female who were absent;
- v. Of the candidates that sat the 2023 STD Year III examination, 339 (82.08%) obtained clear pass, 66 (15.98%) proceeded; 2 (0.48%) referred, 1 (0.24%) repeated; 5 (1.21%) were excluded;
- vi. Only Nkana College of Education recorded 100 percent clear pass rates at this level.

8.5.6.4. Teacher Education Diploma Examinations Results Analysis

a. Further analysis of the performance of the examinations in all the programmes and levels revealed that:

- i. Candidature across the programmes had increased compared to previous years and there were more female candidates in ECE and PTD programmes;
- ii. The performance was good in Social Sciences and Practical Subject courses while poor in Natural Sciences; and
- iii. Absenteeism rates were significantly lower.

b. The number of candidates who were graduating in 2023 was as follows:

The 2023 output of students graduating in various programmes was 594, compared to 383 in 2022. The breakdown is as follows:

- i. ECE Teacher's Diploma -59 students graduated compared to 80 in 2022. Of the 59 candidates, 12 were male and 47 were female;
- ii. Primary Teacher's Diploma – 196 students graduated compared to 105 in 2022. Of the 196 candidates, 55 were male and 141 were female ; and
- iii. Secondary Teacher's Diploma – 339 students graduated compared to 198 in 2022. Of the 339 candidates, 162 were male and 117 were female.

8.6. Examinations Malpractices

8.6.1. Grade 7 Composition Examination

There were no cases of examination malpractice at this level.

8.6.2. Junior Secondary External Examination

- i. A total of thirty-two (32) individuals and four (4) Whole Centre cases of suspected examination malpractice were reported during the examination. The Whole Centre cases involved two hundred nineteen (219) candidates in Religious Education only.
- ii. The cases involved assistance, impersonation and smuggling of unauthorised materials during the examination.
- iii. The Council resolved to nullify the results for the 251 affected candidates.
- iv. Further, the Council resolved to nullify results for the candidates in the affected subjects for 4 individual cases and 4 whole centre cases.

8.6.3. Junior Secondary School Leaving Examination

A total of twenty-three (23) cases involving 21 individual cases and 2 whole centre cases were reported during the examination. The total number of candidates involved in the malpractice cases was fifty-one (51) compared to 989 reported in 2022.

- i. The cases involved assistance, impersonation and smuggling of unauthorised materials during the examination.
- ii. The Council resolved to :
 - a. nullify the results in the affected subjects for forty-six (46) candidates;
 - b. release results for two candidates; and
 - c. pend three cases for further investigation.

8.6.4. School Certificate (SC) Examination

- i. A total twenty-four (24) individual cases of suspected examination malpractice compared to 97 reported in 2022. There were seven (07) whole centres involving 596 candidates compared to fifteen (15) reported in 2022 which involved 775 candidates.
- ii. The cases involved assistance, impersonation and smuggling of unauthorised materials during the examination.
- iii. For individual cases the Council resolved to:
 - a. nullify the results in the affected subjects for 19 candidates;
 - b. nullify the results in all the subjects for three (03) candidates; and
 - c. pend two cases for further investigation.
 - d. For Seven (7) whole centre cases, the Council resolved to:
 - e. nullify results in the affected subjects for 362 candidates in four (04) centres; and
 - f. pend for further investigations for three (03) centres involving 234 candidates.

8.6.5. General Certificate of Education (GCE) Examination

- i. A total of four hundred seventy (470) individual cases and nine (9) Whole Centre cases of suspected examination malpractice were reported during the 2023 GCE examination.
- ii. The cases involved assistance, impersonation and smuggling of unauthorised materials during the examination.
- iii. The Council resolved to:
 - a. nullify results for 469 of the 470 reported individual cases;
 - b. pend one (1) individual case is pending, awaiting the outcome of ongoing investigations;
 - c. nullify results for seven (7) Whole Centre cases, involving 374 candidates;
 - d. nullify results and withdrew examination centre status for Ngómbe Ilede Secondary School and Sikoongo Secondary School. The majority of the cases were of assistance in nature and results were nullified for the affected candidates;
 - e. nullify results and withdrew examination centre status indefinitely for David Makina GCE centre and North park School. Majority of the cases were of assistance in nature and results were nullified for the affected candidates.

8.6.6. Teacher Education

- i. There were eight (08) suspected cases of examination malpractice were reported compared to one (1) reported in 2022. The eight (08) cases were all individual cases and the cases were coming from Kitwe College (4), Evergreen College (2), Chipata College (1) and Solwezi College (1).
- ii. The Committee resolved to nullify results in all the subjects for five (05) candidates and nullify results in the affected subjects for three (03) candidates.

Table 5: 2023 Grade 7 Composition Examination - Summary Statistics and Certificate Awards

Province	Entered			Sst			Eligible for Selection			Not Eligible for Selection			Divisions						Absenteeism											
	Entered			Sst			Eligible for Selection			Not Eligible for Selection			Boys			Girls			Total			Absenteeism								
	Boys	Girls	Total	Boys	Girls	Total	Boys	Girls	Total	Boys	Girls	Total	Div1	Div2	Div3	Div4	Total	Div1	Div2	Div3	Div4	Total	Boys	Girls	Total					
Muchinga	10910	10518	21428	9884	9548	19432	7196	6679	13875	2688	2869	5557	1072	2884	3240	2688	9884	980	2796	2903	2869	9548	2052	5680	6143	5557	19432	1026	970	1996
Percent	50.91	49.09		90.60	90.78	90.69	72.80	69.95	71.40	27.20	30.05	28.60	10.85	29.18	32.78	27.20	28.84	10.26	29.28	30.40	30.05	28.60	10.56	29.23	31.61	28.60	9.40	9.22	9.31	
Northern	18240	16725	34965	16209	15007	31216	11766	10090	21856	4443	4917	9360	1775	5295	4696	4443	16209	1380	4376	4334	4917	15007	3155	9671	9030	9360	31216	2031	1718	3749
Percent	52.17	47.83		88.87	89.73	89.28	72.59	67.24	70.02	27.41	32.76	29.98	10.95	32.67	28.97	27.41	28.84	9.20	29.16	28.88	32.76	10.11	30.98	28.93	29.98	9.36	9.45	9.42		
Luapula	15659	15392	31051	14189	13938	28127	10328	9198	19526	3861	4740	8601	1530	4465	4333	3861	14189	1159	3836	4203	4740	13938	2689	8301	8536	8601	28127	1470	1454	2924
Percent	50.43	49.57		90.61	90.55	90.58	72.79	65.99	69.42	27.21	34.01	34.01	10.78	31.47	30.54	27.21	28.84	8.32	27.52	30.15	34.01	9.56	29.51	30.35	30.58	9.39	9.45	9.42		
Southern	35013	36220	71233	32330	33626	65956	18650	21154	39804	13680	12472	26152	3765	7062	7823	13680	32330	4306	8533	8315	12472	33626	8071	15595	16138	26152	65956	2683	2594	5277
Percent	49.15	50.85		92.34	92.84	92.59	57.69	62.91	60.35	42.31	37.09	39.65	11.65	21.84	24.20	42.31	28.84	12.81	25.38	24.73	37.09	12.24	23.64	24.47	39.65	7.66	7.16	7.41		
Eastern	24181	26635	50816	21894	23702	45596	15474	15916	31390	6420	7786	14206	2758	6618	6098	6420	21894	2349	6757	6810	7786	23702	5107	13375	12908	14206	45596	2287	2933	5220
Percent	47.59	52.41		90.54	88.99	89.73	70.68	67.15	68.84	29.32	32.85	31.16	12.60	30.23	27.85	29.32	28.84	9.91	28.51	28.73	32.85	11.20	29.33	28.31	31.16	9.46	11.01	10.27		
Copperbelt	33276	37888	71164	30839	35067	65906	24325	28409	52734	6514	6658	13172	6655	9865	7805	6514	30839	8033	11615	8761	6658	35067	14688	21480	16566	13172	65906	2437	2821	5258
Percent	46.76	53.24		92.68	92.55	92.61	78.88	81.01	80.01	21.12	18.99	19.99	21.58	31.99	25.31	21.12	28.84	22.91	33.12	24.98	18.99	22.29	32.59	25.14	19.99	7.32	7.45	7.39		
N/ Western	18874	20539	39413	16125	17583	33708	10821	11837	22658	5304	5746	11050	1551	4888	4382	5304	16125	1639	5445	4753	5746	17583	3190	10333	9135	11050	33708	2749	2956	5705
Percent	47.89	52.11		85.43	85.61	85.53	67.11	67.32	67.22	32.89	32.68	32.78	9.62	30.31	27.18	32.89	28.84	9.32	30.97	27.03	32.68	9.46	30.65	27.10	32.78	14.57	14.39	14.47		
Central	28361	30668	59029	24875	27034	51909	14665	16298	30963	10210	10736	20946	2539	5740	6386	10210	24875	2609	6386	7303	10736	27034	5148	12126	13689	20946	51909	3486	3634	7120
Percent	48.05	51.95		87.71	88.15	87.94	58.95	60.29	59.65	41.05	39.71	40.35	10.21	23.08	25.67	41.05	28.84	9.65	23.62	27.01	39.71	9.92	23.36	26.37	40.35	12.29	11.85	12.06		
Western	17815	19593	37408	15384	17128	32512	9799	11544	21343	5585	5584	11169	1112	4196	4491	5585	15384	1378	5013	5153	5584	17128	2490	9209	9644	11169	32512	2431	2465	4896
Percent	47.62	52.38		86.35	87.42	86.91	63.70	67.40	65.65	36.30	32.60	34.35	7.23	27.28	29.19	36.30	28.84	8.05	29.27	30.09	32.60	7.66	28.32	29.66	34.35	13.65	12.58	13.09		
Lusaka	39715	46262	85977	36958	42893	79851	27753	33255	61008	9205	9638	18843	8003	11080	8670	9205	36958	9203	13622	10430	9638	42893	17206	24702	19100	18843	79851	2757	3369	6126
Percent	46.19	53.81		93.06	92.72	92.87	75.09	77.53	76.40	24.91	22.47	23.60	21.65	29.98	23.46	24.91	28.84	21.46	31.76	24.32	22.47	21.55	30.94	23.92	23.60	6.94	7.28	7.13		
St. Jeiff	105	81	186	102	81	183	102	81	183	0	0	0	84	18	0	0	102	76	5	0	0	81	160	23	0	0	183	3	0	3
Percent	56.45	43.55		97.14	100.00	98.39	100.00	100.00	100.00	0.00	0.00	0.00	82.35	17.65	0.00	0.00	28.84	93.83	6.17	0.00	0.00	87.43	12.57	0.00	0.00	2.86	0.00	1.61		
Overall	242149	260521	502670	218789	235607	454396	150879	164461	315340	67910	71146	139056	30844	62111	57924	67910	218789	33112	68384	62965	71146	235607	63956	130495	120889	139056	454396	23360	24914	48274
Percent	48.17	51.83		90.35	90.44	90.40	68.96	69.80	69.40	31.04	30.20	30.60	14.10	28.39	26.47	31.04	28.84	14.05	29.02	26.72	30.20	14.07	28.72	26.60	30.60	9.65	9.56	9.60		

Key

- Div. 1 - Candidate obtains at least 460 in the best 4 subjects
- Div. 2 - Candidate obtains 420 to 459 in the best 4 subjects
- Div. 3 - Candidate obtains 372 to 419 in the best 4 subjects
- Div. 4 - Candidate obtains 371 and below in the best 4 subjects

Table 6: 2023 Junior Secondary School Leaving Examination (JSSLE) - Summary Statistics and Certificate Awards

Province	Number Entered			Number Sat			Certificate			Statement			Fail			Absenteeism			Absenteeism in %			
	Boys	Girls	Total	Boys	Girls	Total	Boys	Girls	Total	Boys	Girls	Total	Boys	Girls	Total	Boys	Girls	Total	2023	2022	2021	2020
Muchinga	5474	5558	11032	5062	5183	10245	2938	2733	5671	1855	2128	3983	269	322	591	412	375	787				
Percent	3.70	3.35	3.52	92.47	93.25	92.87	58.04	52.73	55.35	36.65	41.06	38.88	5.31	6.21	5.77	7.53	6.75	7.13	7.13	17.12	10.54	14.24
Northern	10607	9719	20326	9398	8615	18013	5291	4325	9616	3669	3698	7367	438	592	1030	1209	1104	2313				
Percent	7.16	5.86	6.48	88.60	88.64	88.62	56.30	50.20	53.38	39.04	42.93	40.90	4.66	6.87	5.72	11.40	11.36	11.38	11.38	7.38	10.39	12.94
Luapula	9966	9698	19664	9157	8951	18108	4720	3810	8530	3804	4324	8128	633	817	1450	809	747	1556				
Percent	6.73	5.85	6.27	91.88	92.30	92.09	51.55	42.57	47.11	41.54	48.31	44.89	6.91	9.13	8.01	8.12	7.70	7.91	7.91	6.18	8.93	11.94
Southern	18659	21036	39695	17564	19702	37266	8580	9737	18317	7151	8345	15496	1833	1620	3453	1095	1334	2429				
Percent	12.60	12.69	12.65	94.13	93.66	93.88	48.85	49.42	49.15	40.71	42.36	41.58	10.44	8.22	9.27	5.87	6.34	6.12	6.12	5.21	6.71	10.3
Eastern	11838	12404	24242	10959	11282	22241	6811	6223	13034	3560	4407	7967	588	652	1240	879	1122	2001				
Percent	8.00	7.48	7.73	92.57	90.95	91.75	62.15	55.16	58.60	32.48	39.06	35.82	5.37	5.78	5.58	7.43	9.05	8.25	8.25	12.59	12.42	15.28
Copperbelt	24567	29569	54136	23329	28299	51628	14272	17932	32204	7402	8921	16323	1655	1446	3101	1238	1270	2508				
Percent	16.59	17.84	17.25	94.96	95.70	95.37	61.18	63.37	62.38	31.73	31.52	31.62	7.09	5.11	6.01	5.04	4.30	4.63	4.63	4.70	5.50	6.95
Northwestern	12203	13069	25272	11112	12122	23234	4795	5126	9921	4803	5370	10173	1514	1626	3140	1091	947	2038				
Percent	8.24	7.88	8.05	91.06	92.75	91.94	43.15	42.29	42.70	43.22	44.30	43.78	13.62	13.41	13.51	8.94	7.25	8.06	8.06	6.61	7.78	11.97
Central	16502	18692	35194	14895	16903	31798	7495	8416	15911	5280	6480	11760	2120	2007	4127	1607	1789	3396				
Percent	11.15	11.28	11.22	90.26	90.43	90.35	50.32	49.79	50.04	35.45	38.34	36.98	14.23	11.87	12.98	9.74	9.57	9.65	9.65	9.74	12.01	14.21
Western	10557	12088	22645	9529	11139	20668	3699	4466	8165	4371	5245	9616	1459	1428	2887	1028	949	1977				
Percent	7.13	7.29	7.22	90.26	92.15	91.27	38.82	40.09	39.51	45.87	47.09	46.53	15.31	12.82	13.97	9.74	7.85	8.73	8.73	6.62	8.40	13.04
Lusaka	27592	33847	61439	26325	32229	58554	15774	19033	34807	8119	10871	18990	2432	2325	4757	1267	1618	2885				
Percent	18.64	20.42	19.58	95.41	95.22	95.30	59.92	59.06	59.44	30.84	33.73	32.43	9.24	7.21	8.12	4.59	4.78	4.70	4.70	6.00	5.04	6.09
National	147965	165680	313645	137330	154425	291755	74375	81801	156176	50014	59789	109803	12941	12835	25776	10635	11255	21890				
Percent	99.95	99.96	99.95	92.81	93.21	93.02	54.16	52.97	53.53	36.42	38.72	37.64	9.42	8.31	8.83	7.19	6.79	6.98	6.98	7.30	7.98	10.5
Gauteng	77	69	146	72	67	139	72	67	139	0	0	0	0	0	0	5	2	7				
Percent	0.05	0.04	0.05	93.51	97.10	95.21	100.00	100.00	100.00	0.00	0.00	0.00	0.00	0.00	0.00	6.49	2.90	4.79	4.79	4.79	19.89	1.94
Overall	148042	165749	313791	137402	154492	291894	74447	81868	156315	50014	59789	109803	12941	12835	25776	10640	11257	21897				
Percent	100.00	100.00	100.00	92.81	93.21	93.02	54.18	52.99	53.55	36.40	38.70	37.62	9.42	8.31	8.83	7.19	6.79	6.98	6.98	7.30	7.98	10.5

Key

cate: Candidate passes in at least six subjects
Statement: A Candidate passes in less than six subjects
Fail: A Candidate does not pass in any subject

Table 7: 2023 Junior Secondary External Examination (JSE) - Summary Statistics and Certificate Awards

Province	Number Entered			Number Sat			Certificates			Statements			Fail			Absenteeism						
	Boys	Girls	Total	Boys	Girls	Total	Boys	Girls	Total	Boys	Girls	Total	Boys	Girls	Total	Boys	Girls	Total	2021	2022	2023	
Muchinga	2431	2740	5171	2266	2578	4844	208	241	449	1685	1887	3572	373	450	823	165	162	327				
Percentage	3.87	3.69	3.78	93.21	94.09	93.68	9.18	9.35	9.27	74.36	73.20	73.74	16.46	17.46	16.99	6.79	5.91	6.32	7.82	6.32	7.82	5.44
Northern	4802	5066	9868	4441	4746	9187	281	293	574	3352	3545	6897	808	908	1716	361	320	681				
Percentage	7.65	6.83	7.21	92.48	93.68	93.10	6.33	6.17	6.25	75.48	74.69	75.07	18.19	19.13	18.68	7.52	6.32	6.90	7.00	6.90	7.00	4.79
Luapula	4015	4416	8431	3753	4161	7914	213	228	441	2895	3156	6051	645	777	1422	262	255	517				
Percentage	6.40	5.95	6.16	93.47	94.23	93.87	5.68	5.48	5.57	77.14	75.85	76.46	17.19	18.67	17.97	6.53	5.77	6.13	6.13	6.13	6.58	4.51
Southern	8417	9479	17896	7976	9015	16991	572	571	1143	5868	6611	12479	1536	1833	3369	441	464	905				
Percentage	13.41	12.78	13.07	94.76	95.10	94.94	7.17	6.33	6.73	73.57	73.33	73.44	19.26	20.33	19.83	5.24	4.90	5.06	6.9	5.06	6.9	4.71
Eastern	4284	5147	9431	3909	4713	8622	169	170	339	3066	3625	6691	674	918	1592	375	434	809				
Percentage	6.83	6.94	6.89	91.25	91.57	91.42	4.32	3.61	3.93	78.43	76.91	77.60	17.24	19.48	18.46	8.75	8.43	8.58	8.58	8.58	7.72	5.31
Copperbelt	10811	13069	23880	10137	12305	22442	849	927	1776	7548	9261	16809	1740	2117	3857	674	764	1438				
Percentage	17.23	17.62	17.44	93.77	94.15	93.98	8.38	7.53	7.91	74.46	75.26	74.90	17.16	17.20	17.19	6.23	5.85	6.02	6.02	6.02	7.38	5.31
Northwestern	5757	6656	12413	5425	6328	11753	392	551	943	3812	4366	8178	1221	1411	2632	332	328	660				
Percentage	9.17	8.98	9.07	94.23	95.07	94.68	7.23	8.71	8.02	70.27	68.99	69.58	22.51	22.30	22.39	5.77	4.93	5.32	5.32	5.32	7.95	5.64
Central	7305	8468	15773	6862	7904	14766	541	548	1089	5039	5824	10863	1282	1532	2814	443	564	1007				
Percentage	11.64	11.42	11.52	93.94	93.34	93.62	7.88	6.93	7.38	73.43	73.68	73.57	18.68	19.38	19.06	6.06	6.66	6.38	6.38	6.38	8.42	5.96
Western	4759	5691	10450	4403	5317	9720	378	550	928	3067	3584	6651	958	1183	2141	356	374	730				
Percentage	7.58	7.67	7.63	92.52	93.43	93.01	8.59	10.34	9.55	69.66	67.41	68.43	21.76	22.25	22.03	7.48	6.57	6.99	6.99	6.99	8.99	6.24
Lusaka	10167	13427	23594	9353	12544	21897	589	711	1300	6862	9241	16103	1902	2592	4494	814	883	1697				
Percentage	16.20	18.11	17.23	91.99	93.42	92.81	6.30	5.67	5.94	73.37	73.67	73.54	20.34	20.66	20.52	8.01	6.58	7.19	7.19	7.19	7.66	5.41
National	62748	74159	136907	58525	69611	128136	4192	4790	8982	43194	51100	94294	11139	13721	24860	4223	4548	8771				
Percentage	100.00	100.00	100.00	93.27	93.87	93.59	7.16	6.88	7.01	73.80	73.41	73.59	19.03	19.71	19.40	6.73	6.13	6.41	6.41	6.41	7.61	5.34

Key

- Certificate:** A candidate passes in atleast six subjects
- Statement:** A Candidate passes in less than six subjects
- Fail:** A Candidate does not pass in any subject

Table 8: 2023 School Certificate (SC) Examination - Summary Statistics and Certificate Awards

Province	Entered			Sat			School Certificate			Statement			Fail			Absent			Trend in SC (%)		
	Boys	Girls	Total	Boys	Girls	Total	Boys	Girls	Total	Boys	Girls	Total	Boys	Girls	Total	Boys	Girls	Total	2021	2022	2023
Muchinga	3177	2951	6128	3125	2894	6019	1980	1851	3831	1051	982	2033	94	61	155	52	57	109	63.65	66.28	62.20
Percent	3.86	3.50	3.68	98.36	98.07	98.22	63.36	63.96	63.65	33.63	33.93	33.78	3.01	2.11	2.58	1.64	1.93	1.78			
Northern	5743	4562	10305	5623	4458	10081	3801	3037	6838	1674	1328	3002	148	93	241	120	104	224	67.83	63.55	62.69
Percent	6.97	5.42	6.19	97.91	97.72	97.83	67.60	68.12	67.83	29.77	29.79	29.78	2.63	2.09	2.39	2.09	2.28	2.17			
Luapula	5351	4086	9437	5257	4025	9282	3169	2237	5406	1927	1648	3575	161	140	301	94	61	155	58.24	64.96	63.32
Percent	6.50	4.85	5.66	98.24	98.51	98.36	60.28	55.58	58.24	36.66	40.94	38.52	3.06	3.48	3.24	1.76	1.49	1.64			
Southern	9286	9553	18839	9177	9404	18581	6793	6994	13787	2300	2363	4663	84	47	131	109	149	258	74.20	75.33	70.44
Percent	11.28	11.34	11.31	98.83	98.44	98.63	74.02	74.37	74.20	25.06	25.13	25.10	0.92	0.50	0.71	1.17	1.56	1.37			
Eastern	7033	6084	13117	6925	5987	12912	5460	4770	10230	1422	1199	2621	43	18	61	108	97	205	79.23	78.66	69.33
Percent	8.54	7.22	7.87	98.46	98.41	98.44	78.84	79.67	79.23	20.53	20.03	20.30	0.62	0.30	0.47	1.54	1.59	1.56			
Copperbelt	15244	17482	32726	14962	17194	32156	10976	12951	23927	3766	4083	7849	220	160	380	282	288	570	74.41	76.13	67.94
Percent	18.51	20.75	19.64	98.15	98.35	98.26	73.36	75.32	74.41	25.17	23.75	24.41	1.47	0.93	1.18	1.85	1.65	1.74			
Northwestern	6501	6537	13038	6341	6386	12727	2990	2996	5986	3028	3019	6047	323	371	694	160	151	311			
Percent	7.89	7.76	7.83	97.54	97.69	97.61	47.15	46.92	47.03	47.75	47.28	47.51	5.09	5.81	5.45	2.46	2.31	2.39	47.03	45.28	67.80
Central	8332	8529	16861	8157	8336	16493	5776	5963	11739	2216	2237	4453	165	136	301	175	193	368	71.18	72.61	70.11
Percent	10.12	10.12	10.12	97.90	97.74	97.82	70.81	71.53	71.18	27.17	26.84	27.00	2.02	1.63	1.83	2.10	2.26	2.18			
Western	5393	5779	11172	5246	5662	10908	2410	2573	4983	2436	2743	5179	400	346	746	147	117	264	45.68	47.84	73.73
Percent	6.55	6.86	6.71	97.27	97.98	97.64	45.94	45.44	45.68	46.44	48.45	47.48	7.62	6.11	6.84	2.73	2.02	2.36			
Lusaka	16244	18634	34878	15916	18333	34249	11339	13095	24434	4386	5085	9471	191	153	344	328	301	629	71.34	72.60	64.10
Percent	19.73	22.12	20.94	97.98	98.38	98.20	71.24	71.43	71.34	27.56	27.74	27.65	1.20	0.83	1.00	2.02	1.62	1.80			
National	82304	84197	166501	80729	82679	163408	54694	56467	111161	24206	24687	48893	1829	1525	3354	1575	1518	3093	68.03	69.29	67.15
Percent	99.95	99.94	99.94	98.09	98.20	98.14	67.75	68.30	68.03	29.98	29.86	29.92	2.27	1.84	2.05	1.91	1.80	1.86			
St. Jeff College	42	50	92	37	47	84	35	46	81	2	1	3	0	0	0	5	3	8	96.43	100.00	
Percent	0.05	0.06	0.06	88.10	94.00	91.30	94.59	97.87	96.43	5.41	2.13	3.57	0.00	0.00	0.00	11.90	6.00	8.70			
Overall Total	82346	84247	166593	80766	82726	163492	54729	56513	111242	24208	24688	48896	1829	1525	3354	1580	1521	3101	68.04	69.31	67.15
Percent	100.00	100.00	100.00	98.08	98.19	98.14	67.76	68.31	68.04	29.97	29.84	29.91	2.26	1.84	2.05	1.92	1.81	1.86			

Key

School Certificate: Candidate passes in at least 6 subjects (including English Language), with Credit in at least one of them or passes in 5 subjects (including English language), with credits in at least 2 of them

Statement: Candidate passes in at least one subject but doesn't meet the school certificate requirement

Fall: Candidate does not pass in any subject

Table 9: 2023 General Certificate of Education (GCE) Examination -Summary Statistics and Certificate Awards

Province	Entered			Sat			GCE Certificates			GCE Statement			Fail			Absent			Absenteeism Trend	
	Boys	Girl	Total	Boys	Girl	Total	Boys	Girl	Total	Boys	Girl	Total	Boys	Girl	Total	Boys	Girl	Total	2022	2021
Muchinga	1697	3464	5161	1511	3214	4725	43	84	127	1253	2569	3822	215	561	776	186	250	436		
<i>Percent</i>	3.45	3.52	3.50	89.04	92.78	91.55	2.85	2.61	2.69	82.93	79.93	80.89	14.23	17.45	16.42	10.96	7.22	8.45	9.05	6.82
Northern	2840	4612	7452	2464	4198	6662	32	16	48	1992	3306	5298	440	876	1316	376	414	790		
<i>Percent</i>	5.77	4.69	5.05	86.76	91.02	89.40	1.30	0.38	0.72	80.84	78.75	79.53	17.86	20.87	19.75	13.24	8.98	10.60	11.00	8.01
Luapula	2668	4824	7492	2414	4519	6933	59	109	168	1974	3532	5506	381	878	1259	254	305	559		
<i>Percent</i>	5.42	4.90	5.07	90.48	93.68	92.54	2.44	2.41	2.42	81.77	78.16	79.42	15.78	19.43	18.16	9.52	6.32	7.46	7.80	5.96
Southern	5628	11017	16645	5017	10179	15196	86	106	192	4060	7964	12024	871	2109	2980	611	838	1449		
<i>Percent</i>	11.43	11.20	11.27	89.14	92.39	91.29	1.71	1.04	1.26	80.92	78.24	79.13	17.36	20.72	19.61	10.86	7.61	8.71	8.88	7.24
Eastern	2925	5711	8636	2581	5216	7797	49	59	108	2163	4296	6459	369	861	1230	344	495	839		
<i>Percent</i>	5.94	5.80	5.85	88.24	91.33	90.28	1.90	1.13	1.39	83.80	82.36	82.84	14.30	16.51	15.78	11.76	8.67	9.72	11.26	8.40
Copperbelt	8039	18112	26151	7252	17092	24344	247	274	521	5935	13622	19557	1070	3196	4266	787	1020	1807		
<i>Percent</i>	16.32	18.41	17.71	90.21	94.37	93.09	3.41	1.60	2.14	81.84	79.70	80.34	14.75	18.70	17.52	9.79	5.63	6.91	7.64	6.67
Northwestern	4801	8570	13371	4396	8129	12525	148	229	377	3504	6299	9803	744	1601	2345	405	441	846		
<i>Percent</i>	9.75	8.71	9.06	91.56	94.85	93.67	3.37	2.82	3.01	79.71	77.49	78.27	16.92	19.69	18.72	8.44	5.15	6.33	7.24	4.37
Central	5333	12154	17487	4717	11149	15866	134	161	295	3750	8440	12190	833	2548	3381	616	1005	1621		
<i>Percent</i>	10.83	12.35	11.85	88.45	91.73	90.73	2.84	1.44	1.86	79.50	75.70	76.83	17.66	22.85	21.31	11.55	8.27	9.27	10.03	7.02
Western	3700	6466	10166	3251	5979	9230	42	27	69	2367	4065	6432	842	1887	2729	449	487	936		
<i>Percent</i>	7.51	6.57	6.89	87.86	92.47	90.79	1.29	0.45	0.75	72.81	67.99	69.69	25.90	31.56	29.57	12.14	7.53	9.21	8.13	5.38
Lusaka	11617	23451	35068	10274	21694	31968	405	501	906	8148	17305	25453	1721	3888	5609	1343	1757	3100		
<i>Percent</i>	23.59	23.84	23.75	88.44	92.51	91.16	3.94	2.31	2.83	79.31	79.77	79.62	16.75	17.92	17.55	11.56	7.49	8.84	9.40	8.06
National	49248	98381	147629	43877	91369	135246	1245	1566	2811	35146	71398	106544	7486	18405	25891	5371	7012	12383		
<i>Percent</i>	100.00	100.00	100.00	89.09	92.87	91.61	2.84	1.71	2.08	80.10	78.14	78.78	17.06	20.14	19.14	10.91	7.13	8.39	8.87	6.97

Key

Certificate: A candidate passes in at least five or more subjects

Statement: A candidate passes in less than five subjects

Fail: A candidate does not pass in any subject entered for

Table 10: 2023 Teacher Education Diploma Examinations -Summary Statistics and Certificate Awards

2023 EARLY CHILDHOOD EDUCATION (ECE) TEACHER'S DIPLOMA

YEAR	ENTERED		SAT		ABSENT		CLEAR PASS		PROCEED		REFERRED		REPEAT		EXCLUDED		
	Female	Male	Female	Male	Female	Male	Female	Male	Female	Male	Female	Male	Female	Male	Female	Male	
	Total	Percent	Total	Percent	Total	Percent	Total	Percent	Total	Percent	Total	Percent	Total	Percent	Total	Percent	
ECE Year I	161	37	152	35	187	11	123	28	151	24	5	29	1	1	1	3	5
Percent	100	100	94.41	94.59	94.44	5.59	5.41	80.02	80.75	14.29	15.54	0.86	0.00	0.66	0.53	1.97	2.67
ECE Year II	99	16	85	15	100	14	63	13	76	22	2	24	0	0	0	0	0
Percent	100	100	85.86	93.75	86.96	14.14	0.00	13.04	74.12	86.67	13.33	24.00	0	0	0	0	0
ECE Year III	52	13	65	13	64	1	47	12	59	4	1	5	0	0	0	0	0
Percent	100	100	98.08	100.00	98.46	1.92	0	1.54	92.19	7.84	7.69	7.81	0	0	0	0.00	0.00

2023 PRIMARY TEACHER'S DIPLOMA (PTD)

YEAR	ENTERED		SAT		ABSENT		CLEAR PASS		PROCEED		REFERRED		REPEAT		EXCLUDED		
	Female	Male	Female	Male	Female	Male	Female	Male	Female	Male	Female	Male	Female	Male	Female	Male	
	Total	Percent	Total	Percent	Total	Percent	Total	Percent	Total	Percent	Total	Percent	Total	Percent	Total	Percent	
PTD Year I	702	275	652	244	896	81	479	187	666	105	35	140	8	29	22	27	39
Percent	100	100	92.88	88.73	91.71	7.12	11.27	76.64	74.33	16.10	14.34	15.63	3.22	3.24	3.07	4.14	4.92
PTD Year II	280	106	386	99	367	12	250	88	338	16	10	26	0	0	2	0	1
Percent	100	100	95.71	93.40	95.08	4.29	6.60	93.28	88.8889	92.10	7.08	0.00	0.00	0.00	0.75	0.00	1.010
PTD Year III	193	73	266	71	261	3	141	55	196	40	15	55	5	6	2	2	0
Percent	100	100	98.45	97.26	98.12	1.55	2.74	77.46	75.10	21.05	21.13	21.07	2.63158	1.40845	1.05	0.77	1.05

2023 SECONDARY TEACHER'S DIPLOMA (STD)

YEAR	ENTERED		SAT		ABSENT		CLEAR PASS		PROCEED		REFERRED		REPEAT		EXCLUDED		
	Female	Male	Female	Male	Female	Male	Female	Male	Female	Male	Female	Male	Female	Male	Female	Male	
	Total	Percent	Total	Percent	Total	Percent	Total	Percent	Total	Percent	Total	Percent	Total	Percent	Total	Percent	
STD Year I	230	219	223	208	431	18	186	169	355	34	68	2	0	1	1	4	5
Percent	100	100	96.96	94.98	95.99	3.04	5.02	83.41	82.37	15.25	15.78	0.90	0.00	0.48	0.23	0.45	1.16
STD Year II	237	272	509	219	476	18	200	239	439	17	15	32	0	0	1	2	4
Percent	100	100	92.41	94.49	93.52	7.59	5.51	93.00	92.23	7.8	5.8	6.7	0.0	0.0	0.4	0.91	0.84
STD Year III	224	206	430	214	413	10	177	162	339	34	32	66	2	0	1	1	4
Percent	100	100	95.54	96.60	96.05	4.46	3.40	82.71	82.08	15.89	16.08	0.93	0.00	0.48	0.24	0.47	1.21

Totals for All	2178	1217	3395	1141	3195	124	76	200	1666	953	2619	445	31	9	40	25	5	61
Percent						5.69	6.24	5.89	81.11	83.52	81.97	13.06	1.51	0.79	1.25	1.22	0.44	1.91

Key

1. Clear Pass- Pass in all Courses
2. proceed - Fail in 1 or 2 Courses
3. Referred - Fail in 3 Courses
4. Repeat- Fail in 4 Courses
5. Excluded- Fail in more than 4 Courses

9.0

Financial Statements



EXAMINATIONS COUNCIL OF ZAMBIA

FINANCIAL STATEMENTS

FOR THE YEAR ENDED 31st DECEMBER 2023

**THE EXAMINATIONS COUNCIL OF ZAMBIA
HAILE SELASSIE AVENUE
P.O BOX 50432**

Examinations Council of Zambia
Financial Statements for the year ended 31st December 2023

EXAMINATIONS COUNCIL OF ZAMBIA
FINANCIAL STATEMENTS

For the year ended 31st December 2023

TABLE OF CONTENTS	PAGE
Statement of Board Responsibilities for Annual Financial Statements	2
Independent Auditor’s Report.....	3
Statement of Financial Performance	6
Statement of Financial Position	7
Statement of Changes in Equity.....	8
Statement of Cash Flows	9
Accounting Policies	10-12
Notes to the Financial Statements.....	13-27

Examinations Council of Zambia
Financial Statements for the year ended 31st December 2023

Statement of Board Responsibilities for Annual Financial Statements

The Examinations Council of Zambia Act No. 3 of 2023 requires the Board to prepare financial statements for each financial year that give a true and fair view of the state of affairs of the Council and of the surplus or deficit for the year. In preparing the financial statements, the Board is required to:

- (i) Select suitable accounting policies and then apply them consistently,
- (ii) Make judgments and estimates that are reasonable and prudent,
- (iii) State whether applicable accounting standards have been followed; and
- (iv) Prepare the financial statements on the going concern basis

The ECZ Board is responsible for ensuring that the Examinations Council of Zambia keeps proper accounting records that disclose with reasonable accuracy at any time the financial position of the Council. Management is also responsible for safeguarding the assets of the Council and hence for taking reasonable steps for the prevention and detection of fraud and other irregularities.

In accordance with the Examinations Council of Zambia Act No. 3 of 2023 we, the Board of the Examinations Council of Zambia, are of the opinion that:


- a) The Statement of Financial Performance is drawn so as to give a true and fair view of the deficit of income over expenditure of the Council for the year ended 31st December 2023,
- b) The Statement of Financial Position gives a true and fair view of the state of affairs of the Council as at 31st December 2023; and
- c) There are reasonable grounds to believe that the Council will be able to pay its debts as and when they fall due.

Signed on behalf of the Board on 14th May 2024

By:



Prof. Frank P. Tailoka
Chairperson
Examinations Council of Zambia



Dr. Michael M. Chilala
Executive Director
Examinations Council of Zambia

Examinations Council of Zambia
Financial Statements for the year ended 31st December 2023

OFFICE OF THE AUDITOR GENERAL
Independent Auditor's Report

STAND No.7951
HAILE SELASSIE AVENUE,
LONGACRES
P.O BOX 50071
LUSAKA, ZAMBIA
E-mail: auditorg@ago.gov.zm
Website: www.ago.gov.zm
Telephone: 260252611/252771

To the Board - Examinations Council of Zambia

Report on the Audit of the Financial Statements

Opinion

I have audited the financial statements of the Examinations Council of Zambia (ECZ) which comprise the statement of financial position, statement of financial performance income, statement of changes in equity and statement of cash flows for the year ended 31st December 2023, and notes to the financial statements, including a summary of significant accounting policies as set out on pages 13 to 27.

In my opinion, the financial statements of the Examinations Council of Zambia are prepared, in all material respects, in accordance with International Public Sector Accounting Standards (IPSAS) Accrual Basis of Accounting.

Basis for Opinion

I conducted my audit in accordance with International Standards of Supreme Audit Institutions (ISSAIs). My responsibilities under these standards are further described in the Auditor's responsibilities for the audit of the financial statements section of my report. I am independent of the Council in accordance with the International Organization of Supreme Audit Institutions (INTOSAI) Code of Ethics together with the ethical requirements that are relevant to my audit of the financial statements in Zambia, and I have fulfilled my other ethical responsibilities in accordance with these requirements and the INTOSAI Code. I believe that the audit evidence I have obtained is enough and appropriate to provide a basis for my opinion.

Key Audit Matters

Key audit matters of the audit are those matters that, in my professional judgment, were of most significance in our audit of the financial statements of the current period. I have determined that there are no Key Audit Matters to communicate in my report.

Examinations Council of Zambia
Financial Statements for the year ended 31st December 2023

Responsibilities of Management and Those Charged with Governance for the Financial Statements

Management is responsible for the preparation of the financial statements in accordance with International Public Sector Accounting Standards (IPSAS) Accrual Basis of Accounting and for such internal control as management determines is necessary to enable the preparation of financial statements that are free from material misstatement, whether due to fraud or error. In preparing the financial statements, management is responsible for assessing the Council's ability to continue as a going concern, disclosing, as applicable, matters related to going concern and using the going concern basis of accounting unless management either intends to liquidate the Council or to cease operations, or has no realistic alternative but to do so. Those charged with governance are responsible for overseeing the Council's financial reporting process.

Auditor's Responsibilities for the Audit of the Financial Statements

My objectives are to obtain reasonable assurance about whether the financial statements are free from material misstatement, whether due to fraud or error, and to issue an auditor's report that includes my opinion. Reasonable assurance is a high level of assurance but is not a guarantee that an audit conducted in accordance with ISSAIs will always detect a material misstatement when it exists. Misstatements can arise from fraud or error and are considered material if, individually or in the aggregate, they could reasonably be expected to influence the economic decisions of users taken based on these financial statements.

As part of an audit in accordance with ISSAIs, I exercise professional judgment and maintain professional scepticism throughout the audit. I also:

- Identify and assess the risks of material misstatement of the financial statements, whether due to fraud or error, design and perform audit procedures responsive to those risks, and obtain audit evidence that is enough and appropriate to provide a basis for my opinion. The risk of not detecting a material misstatement resulting from fraud is higher than for one resulting from error, as fraud may involve collusion, forgery, intentional omissions, misrepresentations, or the override of internal control.
- Obtain an understanding of internal control relevant to the audit in order to design audit procedures that are appropriate in the circumstances, but not for the purpose of expressing an opinion on the effectiveness of the Council's internal control.
- Evaluate the appropriateness of accounting policies used and the reasonableness of accounting estimates and related disclosures made by management.


Examinations Council of Zambia
Financial Statements for the year ended 31st December 2023

- Evaluate the overall presentation, structure and content of the financial statements, including the disclosures, and whether the financial statements represent the underlying transactions and events in a manner that achieves fair presentation.

I communicate with those charged with governance regarding, among other matters, the planned scope and timing of the audit and significant audit findings, including any significant deficiencies in internal control that I identify during my audit. I also provide those charged with governance with a statement that I have complied with relevant ethical requirements regarding Independence, and to communicate with them all relationships and other matters that may reasonably be thought to bear on my independence, and where applicable related safeguards.

Report on Other Legal and Regulatory Requirements

In my opinion, the financial statements of the Examinations Council of Zambia for the year ended 31st December 2023, have been properly prepared in accordance with the provisions of the Examinations Council of Zambia Act No.3 of 2023.



Dr. Ron M. Mwambwa – FCMA, FZICA, CGMA, CFE

ACTING AUDITOR GENERAL


DATE.....21/05/..... 2024

Examinations Council of Zambia
Financial Statements for the year ended 31st December 2023


STATEMENT OF FINANCIAL PERFORMANCE

Income	Note	2023 K	2022 K
Grants From GRZ	1	160,065,566	124,129,912
Examination Fees	2	86,859,236	91,325,005
Council Services	3	42,831,242	54,321,637
Other Income	4	11,761,099	13,142,243
Donor Support	5	3,214,392	1,284,141
Total Income		304,731,535	284,202,938
Operating Expenses			
Professional Services & Preparation of Examinations	6	176,762,286	144,663,586
Management of Examinations	7	54,377,190	41,326,447
Personal Emoluments	8	82,969,665	67,701,599
National Assessment	9	-	1,542,408
Association of Educational Assessment in Africa (AEAA)	10	-	8,891,085
MILO Study (Policy Linking)	11	539,402	373,927
World Bank MILO Study for Special Education Needs	12	-	41,850
UNESCO (AMPL Study)	13	2,914,957	-
Total Operating Expenses		317,563,500	264,540,902
Operating Surplus / (Deficit)		(12,831,965)	19,662,036

These financial statements were approved by the Board of the Examinations Council of Zambia on 14th May 2024 and signed on its behalf by



.....
Prof. Frank P. Tailoka
Chairperson
EXAMINATIONS COUNCIL OF ZAMBIA



.....
Dr. Michael M. Chilala
Executive Director
EXAMINATIONS COUNCIL OF ZAMBIA


(The notes on pages 13 to 27 form part of the financial statements)

Examinations Council of Zambia
Financial Statements for the year ended 31st December 2023


STATEMENT OF FINANCIAL POSITION

	Note	2023 K	2022 K
ASSETS EMPLOYED			
Non - current Assets			
Property, Plant & Equipment	14	51,819,298	51,854,794
Current Assets			
Accounts Receivables	15	41,144,604	38,328,268
Inventories	16	1,825,267	2,358,933
Cash and Bank	17	24,751,367	36,437,099
		<u>67,721,238</u>	<u>77,124,300</u>
Total Assets		<u>119,540,536</u>	<u>128,979,094</u>
Accumulated Funds & Liabilities			
Total Accumulated Funds	18	13,996,938	26,828,903
Current Liabilities			
Accounts Payable	19	40,100,339	33,618,035
Accrued Expenses	20	57,574,540	60,171,124
Employee Benefits Provisions	21	4,499,027	3,322,107
Deferred Income	22	1,146,412	2,679,654
Provision for Impairment	23	2,223,280	2,359,271
Total Current Liabilities		<u>105,543,598</u>	<u>102,150,191</u>
Total Accumulated Funds & Liabilities		<u>119,540,536</u>	<u>128,979,094</u>

These financial statements were approved by the Board of the Examinations Council of Zambia on 14th May 2024 and signed on its behalf by;



.....
Prof. Frank P. Tailoka
Chairperson
EXAMINATIONS COUNCIL OF ZAMBIA



.....
Dr. Michael M. Chilala
Executive Director
EXAMINATIONS COUNCIL OF ZAMBIA

(The notes on pages 13 to 27 form part of the financial statements)

Examinations Council of Zambia
Financial Statements for the year ended 31st December 2023

STATEMENT OF CHANGES IN EQUITY

Revenue Reserves

	Note	K
Year ended 31st December 2022		
At the start of the year		7,166,867
Surplus for the year ended 31 st December 2022		19,662,036
Balance as at 31st December 2022		26,828,903
Year ended 31st December 2023		
At the start of the year		26,828,903
Deficit for the year ended 31 st December 2023		(12,831,965)
Balance as at 31st December 2023	18	13,996,938

Examinations Council of Zambia
Financial Statements for the year ended 31st December 2023

STATEMENT OF CASH FLOWS

	Note	2023 K	2022 K
Net cash inflow from operating activities:			
Surplus/(Deficit)		(12,831,965)	19,662,036
Depreciation for the year	14	5,362,575	4,571,543
Loss on Disposal of assets		1,586,756	188,302
Net Income from operations		(5,882,634)	24,421,881
Decrease / (Increase) in Debtors		(2,816,336)	9,401,316
Decrease/(Increase) in Inventory		533,666	(323,155)
(Decrease)/Increase in Creditors		3,393,408	(2,481,766)
Cash Generated from operations		(4,771,896)	31,018,276
Cash flow from investing activities:			
Acquisition of noncurrent assets	14	(7,545,490)	(7,016,533)
Proceeds from sale of assets		631,654	235,487
Net cash in investing activities		(6,913,836)	(6,781,046)
(Decrease)/Increase in Cash		(11,685,732)	24,237,230
Cash and Cash equivalents at the beginning of the year		36,437,099	12,199,869
Cash and Cash equivalents at the end of the year	17	24,751,367	36,437,099

(The notes on pages 13 to 27 form part of the financial statements)

Examinations Council of Zambia
Financial Statements for the year ended 31st December 2023

ACCOUNTING POLICIES

1. General Information

The Examinations Council of Zambia (ECZ) was established by an Act of Parliament No. 15 of 1983, (as amended in 1994) Chapter 137 of the Laws of Zambia, repealed and replaced by the Examinations Council of Zambia Act No.3 of 2023. The main functions of the Examinations Council of Zambia are to conduct examinations for Grades 7 or Primary school, Grade 9 (Junior Secondary school), Grade 12 or School Certificate.

2. Significant Accounting Policies

(a) International Public Sector Accounting Standards (IPSAS)

As a Public Sector Entity, the Examinations Council of Zambia has adopted the IPSAS Accrual Basis of accounting. Accruals recognizes revenues, expenses, gains and losses and the related increase or decrease in assets and liabilities in the period when the accounting event occurs.

(b) Basis of preparation of financial statements

The financial statements have been prepared on the basis of historical cost convention. In addition, the Financial statement have been prepared on going concern basis which assumes that the Council will be continue to be in existence for the foreseeable future.

The assumptions are based on the Government's continued support towards the examinations and the ability of the Council to generate revenue through its operations.

(c) Functional and Presentation Currency

The financial statements are expressed in the Zambian Kwacha (ZMW) which is the Council's functional currency. All transactions in foreign currencies, including bank account maintained in foreign currencies are translated into the functional currency, using the exchange rate prevailing at the transaction date. All exchange differences in gains and losses, arising from the translation are reported in the statement of financial performance.

(e) Revenue Recognition

Revenue is recognised in accordance with IPSAS 9, where it is probable that future economic benefits will flow to the entity and those benefits can be measured reliably. Further revenue is measured at the fair value of the consideration received or receivable.

(i) Government Grants

Government grants represent funds received from Government during the year. Funds received from the Government is recognised in the statement of financial performance when received. Annually, the Government allocates in the yellow book the funding to ECZ for Institutional support and Examinations Administrations.

Examinations Council of Zambia
Financial Statements for the year ended 31st December 2023

(ii) Internal generated resources

Internally generated resources represent revenue that the Council generates through its operations in the normal course of business, which includes Examination fees, Council services, Centre renewal fees and other income. The Council being a service rendering organisation, revenue from its operations is recognised in the statement of financial performance. The amount of revenue can be reliably measured and that it is probable that the economic benefits or service potential associated with the transaction will flow to the entity.

(iii) Donor Support

Represents revenue from Cooperating Partners who fund the Council to undertake project related activities. Funds received through the Donors is recognised in the statement of Financial performance when received.

(f) Property, Plant and Equipment (PPE)

All categories of PPE with the value of more than ZMW 3,000.00 are initially recorded at cost in the statement of Financial position and subsequently measured at historical cost or revalued amount less accumulated depreciation. Subsequent costs relating to repairs and maintenance of PPE are expensed in the financial year. Renovation cost relating to building are capitalised.

Depreciation is charged on non-current assets during the year and is calculated on the reducing balance method at the following rates:

Leasehold Property and Buildings	2.5%
Office Equipment	20%
Furniture and Fittings	20%
Computers	25%
Equipment	25%
Motor Vehicles (pool)	25%
Motor Vehicle (Personal to Holder)	20%
Plant and Equipment	25%
Library Books	25%

Assets disposed of during the year are derecognised in the statement of Financial position at the net book value (carrying amount). Any losses or gains on disposal are recognised in the statement of financial performance, with gains increasing the income and losses accounted for as expenses.

Examinations Council of Zambia
Financial Statements for the year ended 31st December 2023

(g) Impairment provision

The impairment provision according to IPSAS 41 has been applied on Private centre renewal fees and examination fees (2022 pending Candidates) as these categories of receivables, have the potential for non-recoverability. The provision has been calculated at 11% (Bank of Zambia policy rate) using the simplified approach. 11% has been used as it represents the opportunity cost of investment for the Institution.

(h) Employee Benefits

Employee benefits represent all forms of consideration given by an entity in exchange for service rendered by employees or for the termination of employment. For ECZ, the employee benefits are leave and gratuity. Leave benefit is paid to employees proceeding on leave every after 12 months in accordance with schedule of allowance and the leave is subjected to tax. Gratuity is paid to employees on fixed term contract at the rate of 35% of monthly basic pay for the duration of their contract subject to tax.

(i) Deferred Income

Deferred income represents income that is received, but not earned. The deferred income is reported on the balance sheet as a liability. As the income is earned, the liability is decreased and recognized as income. With ECZ having adopted IPSAS, the income for 2024 received in 2023 arising from the registration of Candidates which starts in October of the previous year for the following year's examinations were deferred.

Examinations Council of Zambia
Financial Statements for the year ended 31st December 2023

NOTES TO THE FINANCIAL STATEMENTS

1. Grants from GRZ

The funds listed below were received from the Government of the Republic of Zambia as approved in the 2023 Budget.

Month	Operations	Examinations	Free Education (Grade 12)	Total	Total
				2023	2022
	K	K	K	K	K
January	-	-	-		1,273,382
February	1,273,382	-	-	1,273,382	5,023,382
March	1,273,382	10,077,242	-	11,350,624	3,148,382
April	1,273,382	5,038,621	5,625,000	11,937,003	36,262,126
May	1,273,382	9,922,758	-	11,196,140	1,273,382
June	1,273,382	5,038,621	1,875,000	8,187,003	1,273,382
July	1,273,382	30,386,207	15,000,000	46,659,589	-
August	2,546,763	-	-	2,546,763	13,796,763
September	-	-	-	-	31,099,705
October	5,093,527	-	-	5,093,527	2,546,764
November	-	61,821,535	-	61,821,535	-
December	-	-	-	-	28,432,644
	15,280,582	122,284,984	22,500,000	160,065,566	124,129,912

Examinations Council of Zambia
Financial Statements for the year ended 31st December 2023

2. Examination Fees	2023	2022
	K	K
Grade 12	2,698,529	2,278,787
General Certificate Examination (GCE)	60,426,219	64,662,775
Teacher Education	1,104,728	842,812
Grade 9 Internal	2,639,765	2,607,735
Grade 9 External	17,432,855	18,579,105
Grade 7	2,557,140	2,353,791
	86,859,236	91,325,005

3. Council Services	2023	2022
	K	K
Replacement of Statement of Results / Combination	19,576,671	20,374,585
Replacement of Certificates	3,245,003	3,536,649
Certification of Certificates	17,230,214	28,315,140
Under protest fees	11,334	47,173
Verification of foreign qualifications	2,766,420	2,047,390
Handling of Degrees fees	1,600	700
	42,831,242	54,321,637

4. Other Income	2023	2022
	K	K
Interest on Bank balances	1,030,045	1,336,754
Centre Fees from Private Schools	6,338,665	4,495,885
Revenue from SMS Service	3,107,480	3,521,027
Donations (AEAA)	-	1,796,202
AEAA Related Income	-	1,151,262
Sundry Income	1,144,583	689,177
Interest on Staff Loans	140,326	151,936
	11,761,099	13,142,243

Examinations Council of Zambia
Financial Statements for the year ended 31st December 2023

5. Donor Support

	2023 K	2022 K
UNICEF (National Assessment Survey)	-	734,436
UNESCO (MILO Study)	-	507,583
UNESCO (AMPL Study)	2,725,635	-
WORLD BANK (MILO Study)	488,757	42,122
	3,214,392	1,284,141

6. Professional Services & Preparation of Examinations Expenses

	2023 K	2022 K
Grade 7 Examination	10,716,773	14,305,460
Grade 9 Internal Examination	46,657,135	31,787,351
Grade 9 External Examination	11,893,301	6,733,287
Grade 12 Examination	68,192,792	54,011,907
GCE Examination	31,228,027	29,859,173
Teacher Education Examination	3,676,241	3,809,351
Research & Test Development	3,664,555	3,595,753
EAD Administration	227,504	503,861
TD Administration	484,558	-
Typesetting	21,400	57,443
Total	176,762,286	144,663,586

Examinations Council of Zambia
Financial Statements for the year ended 31st December 2023

7. Management of Examinations Expenses

	2023	2022
	K	K
Advertising & Publications	85,627	292,639
Bank charges	1,246,707	1,314,849
Book & Periodicals	39,520	8,810
Building Maintenance	216,972	223,615
Cleaning Material/Services	256,279	419,106
Corporate Affairs	622,841	628,548
Council and Committee	3,345,243	3,394,291
Courier and Postage	7,995	5,855
Depreciation	5,362,575	4,571,543
Electricity and Water	384,184	346,398
External Audit	433,944	500,020
Finance and Accounts	1,508,717	870,030
Foreign Exchange Loss* (1)	3,668,903	2,198,892
Provision for Impairment	1,662,129	274,439
Funeral	38,638	50,846
Group Life Assurance	1,227,361	1,306,517
Group Personal Accident	47,950	152,814
Insurance - (ECZ Assets)	345,797	318,987
Internal Audit	1,660,446	1,243,499
IT Spares & Consumables	1,141,123	1,122,491
Legal Fees & Consultancy Fees	592,084	578,575
Certification	4,583,076	2,254,870
Chipata Service Centre	198,813	232,681
Kabwe Service Centre	287,772	175,573
Kasama Service Centre	227,839	215,786
Kitwe Service Centre	853,704	822,122
Livingstone Service Centre	300,434	135,126
Lusaka Service Centre	976,850	844,002
Mansa Service Centre	235,740	239,170
Mongu Service Centre	278,608	297,173
Mpika Service Centre	248,125	244,131

Examinations Council of Zambia
Financial Statements for the year ended 31st December 2023

Solwezi Service Centre	279,350	190,444
Medical	2,664,982	3,189,213
Motor Vehicle Fuel & Lubricant	194,183	243,486
Motor Vehicle Maintenance	950,902	1,124,973
Office Equipment Maint & Tools	171,257	135,904
Office Stationery	1,062,372	959,076
Official Entertainment	506,866	165,103
Other Administration Costs	561,057	739,638
Procurement	1,360,990	1,797,643
Professional Membership/ Subscriptions	293,382	125,897
Protective Clothing	137,140	361,821
Recruitment	256,526	282,198
Security Charges	185,136	-
Software Maintenance	1,455,144	616,522
Item Banking Software	5,043,192	-
Audit Software	737,389	-
Staff Training and Development	433,890	138,322
Staff Welfare	302,067	837,066
Telephone, Fax & Internet	2,241,787	2,177,568
Terminal Benefits / Gratuity	1,656,402	1,076,342
Workshops & Conferences	1,723,375	1,693,531
Loss on disposal of Assets	73,805	188,302
	54,377,190	41,326,447

1*The foreign exchange loss is a net of losses and gains arising from transactions in foreign denominated currencies. The main contributing factor was payments for the printing of examination materials

8. Personal Emoluments

	2023	2022
	K	K
Salaries	82,134,534	67,150,221
Wages	835,131	551,378
	82,969,665	67,701,599

Examinations Council of Zambia
Financial Statements for the year ended 31st December 2023

9. National Assessment

The National Assessment Programme (NAS) is an inbuilt instrument that started in 1998. The purpose of the instrument is to monitor the progress made in the provision of education in Zambia. The Ministry of Education has to assess the performance of the education system as a whole and in particular learning achievement among learners every two years. The Examinations Council of Zambia is the implementing agency. The purpose of the NAS Programme is to provide empirical evidence on the learning achievement levels and how they are changing over time, in relation to the education inputs and processes. At Primary School (Grade 5) level, eight (8) surveys have been conducted, while two surveys have been conducted at Junior Secondary School (Grade 9) level with high quality reports produced as part of dissemination materials.

	2023	2022
	K	K
Printing & Stationery	-	10,206
Fuel & Lubricants	-	16,228
Conference & facilities	-	83,783
Travel & Subsistence	-	1,432,191
	-	<u>1,542,408</u>

Examinations Council of Zambia
Financial Statements for the year ended 31st December 2023

10. AEAA Conference Hosting

The Association for Educational Assessment in Africa (AEAA) is a non-profit making organization established to promote co-operation amongst examining and assessment bodies in Africa. ECZ is a Primary member of the Association of Educational Assessment in Africa (AEAA). ECZ hosted the 38th Association for Educational Assessment in Africa Conference in 2022.

	2023	2022
	K	K
Subsistence Allowances		1,165,880
Lunch Allowance	-	34,183
Fuel & Lubricant	-	391,843
Hire Transport	-	472,925
Stationery & Printing	-	1,010,639
Conference & Refreshments	-	3,742,735
Airfares/Airtickets	-	177,470
Participation fees	-	337,601
Consultancy Services	-	562,382
Excursions & Entertainment	-	776,744
Hire of Booths for Exhibition	-	218,683
	-	8,891,085

Examinations Council of Zambia
Financial Statements for the year ended 31st December 2023

11. Monitoring Impacts on Learning Outcomes (MILO) - Policy Linking

MILO study is a project whose agreement was signed between the Government of the Republic of Zambia and the UNESCO Institute of Statistics (UIS) for a period of one year. Through UNESCO Institute for Statistics (UIS), in partnership with UNICEF and World Bank, secured Global Partnership for Education (GPE) funding for an education response to mitigate the impact of COVID-19 on learner progress.

The overall goal of the UNESCO, UNICEF and WB consortium was to ensure the continued learning for children, particularly those most marginalized, through the development, dissemination, and delivery of new and existing approaches to respond to the pandemic.

	2023	2022
	K	K
Subsistence Allowance	-	304,920
Stationery & Printing	479,671	2,400
Fuel & Lubricants	1,060	37,344
Conference & Refreshments	8,671	3,410
Boarding & Lodging	-	25,853
Hire of Transport	50,000	-
	539,402	373,927

12. WORLD BANK MILO Study (SEN)

	2023	2022
	K	K
Subsistence Allowance	-	34,400
Fuel & Lubricants	-	6,300
Conference & Refreshments	-	1,150
	-	41,850

Examinations Council of Zambia
Financial Statements for the year ended 31st December 2023

13. UNESCO (AMPL Study)

Assessment of Minimum of Proficiency Level (AMPL) study is a UNESCO Institute for Statistics (UIS) initiative. The main objective of the AMPL project is to measure and analyse the performance of learners at the end of lower and upper primary using an assessment that aligns with the Global Proficiency Framework (GPF) Level 2. This will enable the collection of more informative data about where students are performing in terms of the minimum proficiency levels in reading and mathematics, produce baseline measures to set targets and compare learning gains/losses, facilitate reporting on SDG 4.1.1 and aid the tracking of learning progress over time.

	2023 K	2022 K
Subsistence Allowance	1,737,050	-
Lunch Allowance	76,260	-
Fuel & Lubricant	242,485	-
Internet Bundles	74,304	-
Conference & Refreshments	399,773	-
Stationery & Printing	385,085	-
	2,914,957	-

Examinations Council of Zambia
Financial Statements for the year ended 31st December 2023

Examinations Council of Zambia									
14. Non-Current Assets									
	Motor Vehicles K	Office Equipment K	Furniture & Fittings K	Computers K	Plant & Machinery K	Library Books K	Leasehold & Buildings K	Work in Progress (Item banking) K	Total K
COST									
Balance as at 01.01.2023	20,051,511	3,676,209	5,734,441	18,927,980	595,453	30,523	40,297,596	2,030,704	91,344,417
Additions for the year	3,940,000	909,760	904,981	1,173,923	418,185	5,671	192,970	-	7,545,490
Disposals	(1,088,000)	(22,500)	(17,443)	(823,416)	-	-	-	-	(1,951,359)
WIP Reallocation*	-	-	-	-	-	-	-	(2,030,704)	(2,030,704)
Balance as at 31.12.2023	22,903,511	4,563,469	6,621,979	19,278,487	1,013,638	36,194	40,490,566	-	94,907,844
DEPRECIATION									
Balance as at 01.01.2023	13,886,259	1,991,892	4,029,147	10,426,205	433,801	26,859	8,695,459	-	39,489,623
Charge for the Year	1,560,777	387,015	490,090	2,018,405	119,432	1,188	785,668	-	5,362,575
Depreciation on disposal	(1,004,536)	(19,470)	(15,687)	(723,958)	-	-	-	-	(1,763,651)
Balance as at 31.12.2023	14,442,501	2,359,437	4,503,548	11,720,652	553,233	28,047	9,481,127	-	43,088,546
Net Book Value									
Balance as at 31.12.2023	8,461,011	2,204,032	2,118,430	7,557,835	460,405	8,147	31,009,438	-	51,819,298
Balance as at 31.12.2022	6,165,251	1,684,317	1,705,294	8,501,775	161,652	3,664	31,602,137	2,030,704	51,854,794

Note*

Item bank software was expensed at year end because upon completion of the project, it was noted that ECZ would not own the source code of the software and therefore would have no control over the software.

Examinations Council of Zambia
Financial Statements for the year ended 31st December 2023

15. Accounts Receivable

	2023	2022
	K	K
Salary/ Tuition Advance	938,662	694,466
Staff/other Imprest	341,373	572,102
Other Staff recoveries	94,363	74,591
Staff Loans	5,171,140	5,058,026
Prepayments	160,701	385,250
Rent Security Deposit	21,500	21,500
Trade Debtors	4,715,950	5,221,915
Marking Centre Imprest * (1)	674,833	409,630
Provincial Education Office (PEO)* (1)	15,996,984	14,294,320
Examination Fee Debtors *(2)	340,945	1,618,550
Overpaid Examiners *(3)	42,939	-
Auction sale (Vehicles) *(4)	347,100	-
Other Debtors* (5)	12,298,115	9,977,918
	41,144,604	38,328,268

1. The Provincial Education Officers (PEO's) were funded by ECZ to facilitate the monitoring of exams and marking of examination scripts for Grades 9 and 12 in the provinces.
2. Expected examination fees from Candidates across all grades who migrated to paid register in 2022.
3. Examiners who were overpaid during 2023 GCE Marking session
4. Members of Staff who won the bids for Vehicles, but finalized payment in 2024.
5. 50% advance payments to Marking Centres for the School Certificate marking activity

16. Inventories

	2023	2022
	K	K
Value of stock as at 31 st December,	1,825,267	2,358,933

Examinations Council of Zambia
Financial Statements for the year ended 31st December 2023

17. Cash and Bank Balances

	2023	2022
	K	K
ATLASMARA - 0060820365008	844,763	247,533
ATLASMARA -0060810357008	23,587	204,694
ABSA - Loans 4929858	13,281	968
ABSA - Fees 1060052	131,541	25,066
CAVMONT- 800000454685*	-	37,782
INVESTTRUST – 010710050651016*	-	204,582
INVESTTRUST -110110050651025*	-	7,091
INDO-ZAMBIA-0012020000042*	-	124,446
NATSAVE – 2100123994901*	-	126,977
ZANACO – 0020884300161	637,444	391,987
ZANACO – 0306426300121	819,658	17,104,578
ZANACO – 0306426300222	2,696,064	4,007,796
ZANACO – 0306790300196	978,358	2,334,135
ZANACO – 0306958300156	13,282,493	8,877,493
ZANACO – 1905593300152	236,442	299,639
ZANACO – 1934313300127	1,362,824	463,136
ZANACO - 030306426300323	368,814	165,377
ZANACO – 0243871000525	423,136	171,636
ZANACO – 0306426301131	495,134	229,142
ZANACO - AEAA 0358	2,181,243	1,325,680
ZANACO - Imprest Account (VISA)	163,022	80,624
Petty Cash-Head Office Operations	2,426	6,700
Petty Cash-Kitwe Service Centre	37	37
Mobile Money-MTN Money	67,350	-
Mobile Money-AIRTEL Money	23,750	-
TOTAL	24,751,367	36,437,099

Note* Accounts closed during the year

Examinations Council of Zambia
Financial Statements for the year ended 31st December 2023

18. Total Accumulated Funds

	2023	2022
	K	K
At the start of the year	26,828,903	7,166,867
Surplus/(Deficit) for the year ended 31 st December	(12,831,965)	19,662,036
Balance as at end of the year	13,996,938	26,828,903

19. Accounts Payables

	2023	2022
	K	K
Trade Payables	30,013,489	30,333,384
Sundry Creditors	726,861	1,290,357
Payroll Payables	3,009,092	1,911,899
Tax on marking fees	6,350,897	82,395
	40,100,339	33,618,035

Examinations Council of Zambia
Financial Statements for the year ended 31st December 2023

20. Accrued Expenses

With ECZ having adopted IPSAS, the expenditure incurred in 2023 but not yet paid for has been accrued as below:

	2023	2022
	K	K
Grade 7 Expenses	1,281,948	987,715
Grade 9 Internal Expenses	16,207,705	21,131,736
Grade 9 External Expenses	37,364	157,221
Grade 12 Expenses	36,324,255	33,809,283
G C E Expenses	64,671	1,173,476
Teacher Education Expenses	468,045	400,448
Council Operations Expenses	1,152,420	481,394
Unpaid Markers	1,339,081	1,656,753
Tax on sitting allowances	127,020	185,685
Other Exam Expenses	572,031	187,413
	57,574,540	60,171,124

21. Employee Benefits Provisions

	2023	2022
	K	K
Leave Days Provisions	2,758,990	1,780,584
Gratuity Provisions	1,740,037	1,541,523
	4,499,027	3,322,107

Examinations Council of Zambia
Financial Statements for the year ended 31st December 2023

22. Deferred Income

The income for 2024 received in 2023 has been deferred as below:

	2023	2022
	K	K
Grade 12	219,096	99,880
GCE	382,968	1,853,481
Grade 9 Internal	231,985	86,430
Grade 9 External	39,310	66,443
Grade 7	66,245	81,780
Centre Renewal Fees	206,808	225,840
Grade 9 Combinations	-	265,800
	1,146,412	2,679,654

	2023	2022
	K	K
23. Provision for impairment	2,223,280	2,359,271



EXAMINATIONS COUNCIL OF ZAMBIA
Haile Selassie Avenue, Longacres
P.O. Box 50432,
Lusaka, Zambia
Phone: +260 211 252544
Email: info@exams-council.org.zm
Website: www.exams-council.org.zm